



CONFIDENTIAL

***MULTI V***<sup>™</sup> **PLUS II** System  
**Outdoor Unit** R410A  
**SERVICE MANUAL**  
**(Exploded View)**

**MODEL : ARUV Series**  
**ARUN Series**

**CAUTION**

Before Servicing the unit, read the safety precautions in General SVC manual.  
Only for authorized service personnel.

# ARUV/ARUN Series

<b>1. Specifications .....</b>	<b>3</b>
<b>2. Function .....</b>	<b>15</b>
<b>3. Dimensions .....</b>	<b>16</b>
<b>4. Piping Diagrams .....</b>	<b>22</b>
<b>5. Wiring Diagrams .....</b>	<b>30</b>
<b>6. Exploded View .....</b>	<b>39</b>
<b>7. COMP and COMP Wire Part List .....</b>	<b>50</b>

# 1. Specification

## Heat Pump

### Heat Pump(50Hz/60Hz)

HP(Equivalent horsepower)			5	6	8	10
Model Name	Combination Unit		ARUN50LT2	ARUN60LT2	ARUN80LT2	ARUN100LT2
	Independent Unit		ARUN50LT2	ARUN60LT2	ARUN80LT2	ARUN100LT2
Capacity	Cooling	kW	14.0	16.0	22.4	28.0
		kcal/h	12,000	13,800	19,300	24,100
		Btu/h	47,800	54,600	76,400	95,900
	Heating	kW	15.8	18.0	25.2	31.5
		kcal/h	13,600	15,500	21,700	27,100
		Btu/h	53,900	61,400	86,000	107,500
Input	Cooling	kW	3.95	4.45	5.88	7.36
	Heating	kW	3.90	4.42	5.88	7.45
Casing Color			Warm Gray	Warm Gray	Warm Gray	Warm Gray
Heat Exchanger			Wide Louver	Wide Louver	Wide Louver	Wide Louver
Compressor	Type		DC Scroll	DC Scroll	DC Scroll	DC Scroll
	Piston Displacement	cm <sup>3</sup> /rev	52	52	52	52+72.84
	Number of Revolution	r.p.m	3,600	3,600	3,600	3,600+2,891
	Motor Output x Number	W	5,356x1	5,356x1	5,356x1	(5,356+5,300)x1
	Starting Method		Direct On Line	Direct On Line	Direct On Line	Direct On Line
	Oil Type		FVC68D(PVE)	FVC68D(PVE)	FVC68D(PVE)	FVC68D(PVE)
	Oil Charge	L	2300	2300	3300	5600
Fan	Type		DC INVERTER	DC INVERTER	DC INVERTER	DC INVERTER
	Motor Output x Number	W	350 x 1	350 x 1	350 x 2	350 x 2
	Air Flow Rate(High)	cmm	105	105	190	190
		cfm	3,700	3,700	6,700	6,700
	Drive		DC INVERTER	DC INVERTER	DC INVERTER	DC INVERTER
	Discharge	Side / Top	TOP	TOP	TOP	TOP
Pipe Connctions	Liquid Pipes	mm(inch)	9.52(3/8)	9.52(3/8)	9.52(3/8)	9.52(3/8)
	Gas Pipes	mm(inch)	15.88(5/8)	19.05(3/4)	19.05(3/4)	22.2(7/8)
Dimensions (WxHxD)		mm	806x1607x730	806x1607x730	1280x1607x730	1280x1607x730
		inch	31.7x63.3x28.7	31.7x63.3x28.7	50.4x63.3x28.7	50.4x63.3x28.7
Net Weight		kg	175	175	240	285
		lbs	385	385	529	628
Transmission Cable		mm <sup>2</sup>	CVV-SB 1.25x2C	CVV-SB 1.25x2C	CVV-SB 1.25x2C	CVV-SB 1.25x2C
Refrigerant	Refrigerant name		R410A	R410A	R410A	R410A
	Control		EEV	EEV	EEV	EEV
Power Supply	Ø, V, Hz		3, 380~415, 50	3, 380~415, 50	3, 380~415, 50	3, 380~415, 50
			3, 380, 60	3, 380, 60	3, 380, 60	3, 380, 60

### Notes:

- Capacities are based on the following conditions:
  - Cooling \* Indoor temp. 27°C[80.6°F]DB/ 19°C[66.2°F]WB
  - \* Outdoor temp. 35°C[95°F]DB/ 24°C[75.2°F]WB
  - \* Interconnecting Piping Length 7.5m
  - \* Level Difference of Zero
  - Heating \* Indoor temp. 20°C[68°F]DB/ 15°C[59°F]WB
  - \* Outdoor temp. 7°C[44.6°F]DB/ 6°C[42.8°F]WB
  - \* Interconnecting Piping Length 7.5m
  - \* Level Difference of Zero

2. Capacities are net capacities

3. Due to our policy of innovation some specifications may be changed without prior notification

4. EEV : Electronic Expansion Valve

### Conversion Formula

kcal/h= kW x 860  
 Btu/h = kW x 3412  
 cfm = m<sup>3</sup>/min x 35.3  
 l/s = cmm x 1000/60

# Specification

## Heat Pump(50Hz/60Hz)

HP(Equivalent horsepower)			12	14	16	18
Model Name	Combination Unit		ARUN120LT2	ARUN140LT2	ARUN160LT2	ARUN180LT2
	Independent Unit		ARUN120LT2	ARUN140LT2	ARUN160LT2	ARUN120LT2 ARUN60LT2
Capacity	Cooling	kW	33.6	39.2	44.8	50.4
		kcal/h	28,900	33,700	38,500	43,300
		Btu/h	114,700	133,800	152,900	172,000
	Heating	kW	37.8	44.1	50.4	56.7
		kcal/h	32,500	37,900	43,300	48,800
		Btu/h	129,000	150,500	172,000	193,500
Input	Cooling	kW	9.43	12.05	14.20	13.88
	Heating	kW	9.15	10.80	12.60	13.57
Casing Color			Warm Gray	Warm Gray	Warm Gray	Warm Gray
Heat Exchanger			Wide Louver	Wide Louver	Wide Louver	Wide Louver
Compressor	Type		DC Scroll	DC Scroll	DC Scroll	DC Scroll
	Piston Displacement	cm <sup>3</sup> /rev	52+72.84	52+81.02	52+81.02	(52+72.84)+52
	Number of Revolution	r.p.m	3,600+2,891	3,600+2,891	3,600+2,891	(3,600+2,891)+3,600
	Motor Output x Number	W	(5,356+5,300)x1	(5,356+5,300)x1	(5,356+5,300)x1	(5,356+5,300)x1+5,356
	Starting Method		Direct On Line	Direct On Line	Direct On Line	Direct On Line
	Oil Type		FVC68D(PVE)	FVC68D(PVE)	FVC68D(PVE)	FVC68D(PVE)
	Oil Charge	L	5600	5600	5600	5600+2300
Fan	Type		DC INVERTER	DC INVERTER	DC INVERTER	DC INVERTER
	Motor Output x Number	W	350 x 2	350 x 2	350 x 2	350 x 3
	Air Flow Rate(High)	cmm	190	190	190	295
		cfm	6,700	6,700	6,700	10,400
	Drive		DC INVERTER	DC INVERTER	DC INVERTER	DC INVERTER
	Discharge	Side / Top	TOP	TOP	TOP	TOP
Pipe Connctions	Liquid Pipes	mm(inch)	12.7(1/2)	12.7(1/2)	12.7(1/2)	15.88(5/8)
	Gas Pipes	mm(inch)	28.58(1 1/8)	28.58(1 1/8)	28.58(1 1/8)	28.58(1 1/8)
Dimensions (WxHxD)		mm	1280x1607x730	1280x1607x730	1280x1607x730	(1280x1607x730)+(806x1607x730)
		inch	50.4x63.3x28.7	50.4x63.3x28.7	50.4x63.3x28.7	(50.4x63.3x28.7)+(31.7x63.3x28.7)
Net Weight		kg	285	285	285	285+175
		lbs	628	628	628	628+385
Transmission Cable		mm <sup>2</sup>	CVV-SB 1.25x2C	CVV-SB 1.25x2C	CVV-SB 1.25x2C	CVV-SB 1.25x2C
Refrigerant	Refrigerant name		R410A	R410A	R410A	R410A
	Control		EEV	EEV	EEV	EEV
Power Supply	Ø, V, Hz		3, 380~415, 50	3, 380~415, 50	3, 380~415, 50	3, 380~415, 50
			3, 380, 60	3, 380, 60	3, 380, 60	3, 380, 60

### Notes:

- Capacities are based on the following conditions:
  - Cooling \* Indoor temp. 27°C[80.6°F]DB/ 19°C[66.2°F]WB
  - \* Outdoor temp. 35°C[95°F]DB/ 24°C[75.2°F]WB
  - \* Interconnecting Piping Length 7.5m
  - \* Level Difference of Zero
  - Heating \* Indoor temp. 20°C[68°F]DB/ 15°C[59°F]WB
  - \* Outdoor temp. 7°C[44.6°F]DB/ 6°C[42.8°F]WB
  - \* Interconnecting Piping Length 7.5m
  - \* Level Difference of Zero

2. Capacities are net capacities

3. Due to our policy of innovation some specifications may be changed without prior notification

4. EEV : Electronic Expansion Valve

### Conversion Formula

kcal/h= kW x 860  
 Btu/h = kW x 3412  
 cfm = m<sup>3</sup>/min x 35.3  
 l/s = cmm x 1000/60

**Heat Pump(50Hz/60Hz)**

HP(Equivalent horsepower)			20	22	24	26
Model Name	Combination Unit		<b>ARUN200LT2</b>	<b>ARUN220LT2</b>	<b>ARUN240LT2</b>	<b>ARUN260LT2</b>
		Independent Unit	<b>ARUN140LT2</b>	<b>ARUN160LT2</b>	<b>ARUN160LT2</b>	<b>ARUN140LT2</b>
		<b>ARUN60LT2</b>	<b>ARUN60LT2</b>	<b>ARUN80LT2</b>	<b>ARUN120LT2</b>	
Capacity	Cooling	kW	56.0	61.6	67.2	72.8
		kcal/h	48,200	53,000	57,800	62,600
		Btu/h	191,100	210,200	229,300	248,400
	Heating	kW	63.0	69.3	75.6	81.9
		kcal/h	54,200	59,600	65,000	70,400
		Btu/h	225,000	236,500	258,000	279,500
Input	Cooling	kW	16.50	18.65	20.08	21.48
	Heating	kW	15.22	17.02	18.48	19.95
Casing Color			Warm Gray	Warm Gray	Warm Gray	Warm Gray
Heat Exchanger			Wide Louver	Wide Louver	Wide Louver	Wide Louver
Compressor	Type		DC Scroll	DC Scroll	DC Scroll	DC Scroll
	Piston Displacement	cm <sup>3</sup> /rev	(52+81.02)+52	(52+81.02)+52	(52+81.02)+52	(52+72.84)+(52+81.02)
	Number of Revolution	r.p.m	(3,600+2,891)+3,600	(3,600+2,891)+3,600	(3,600+2,891)+3,600	(3,600+2,891)x2
	Motor Output x Number	W	(5,356+5,300)x1+5,356	(5,356+5,300)x1+5,356	(5,356+5,300)x1+5,356	(5,356+5,300)x2
	Starting Method		Direct On Line	Direct On Line	Direct On Line	Direct On Line
	Oil Type		FVC68D(PVE)	FVC68D(PVE)	FVC68D(PVE)	FVC68D(PVE)
Oil Charge		L	5600+2300	5600+2300	5600+3300	5600+5600
Fan	Type		DC INVERTER	DC INVERTER	DC INVERTER	DC INVERTER
	Motor Output x Number	W	350 x 3	350 x 3	350 x 4	350 x 4
	Air Flow Rate(High)	cmm	295	295	380	380
		cfm	10,400	10,400	13,400	13,400
	Drive		DC INVERTER	DC INVERTER	DC INVERTER	DC INVERTER
	Discharge	Side / Top	TOP	TOP	TOP	TOP
Pipe Connctions	Liquid Pipes	mm(inch)	15.88(5/8)	15.88(5/8)	15.88(5/8)	19.05(3/4)
	Gas Pipes	mm(inch)	28.58(1 1/8)	28.58(1 1/8)	34.9(1 3/8)	34.9(1 3/8)
Dimensions (WxHxD)	mm		(1280x1607x730)+ (806x1607x730)	(1280x1607x730)+ (806x1607x730)	(1280x1607x730) x2	(1280x1607x730) x2
		inch	(50.4x63.3x28.7)+ (31.7x63.3x28.7)	(50.4x63.3x28.7)+ (31.7x63.3x28.7)	(50.4x63.3x28.7) x2	(50.4x63.3x28.7) x2
Net Weight	kg		285+175	285+175	285+240	285x2
	lbs		628+385	628+385	628+529	628x2
Transmission Cable		mm <sup>2</sup>	CVV-SB 1.25x2C	CVV-SB 1.25x2C	CVV-SB 1.25x2C	CVV-SB 1.25x2C
Refrigerant	Refrigerant name		R410A	R410A	R410A	R410A
	Control		EEV	EEV	EEV	EEV
Power Supply		Ø, V, Hz	3, 380~415, 50 3, 380, 60	3, 380~415, 50 3, 380, 60	3, 380~415, 50 3, 380, 60	3, 380~415, 50 3, 380, 60

**Notes:**

1. Capacities are based on the following conditions:

- Cooling \* Indoor temp. 27°C[80.6°F]DB/ 19°C[66.2°F]WB
- \* Outdoor temp. 35°C[95°F]DB/ 24°C[75.2°F]WB
- \* Interconnecting Piping Length 7.5m
- \* Level Difference of Zero
- Heating \* Indoor temp. 20°C[68°F]DB/ 15°C[59°F]WB
- \* Outdoor temp. 7°C[44.6°F]DB/ 6°C[42.8°F]WB
- \* Interconnecting Piping Length 7.5m
- \* Level Difference of Zero

**Conversion Formula**

kcal/h= kW x 860  
 Btu/h = kW x 3412  
 cfm = m<sup>3</sup>/min x 35.3  
 l/s = cmm x 1000/60

2. Capacities are net capacities

3. Due to our policy of innovation some specifications may be changed without prior notification

4. EEV : Electronic Expansion Valve

# Specification

## Heat Pump(50Hz/60Hz)

HP(Equivalent horsepower)			28	30	32	34
Model Name	Combination Unit		<b>ARUN280LT2</b>	<b>ARUN300LT2</b>	<b>ARUN320LT2</b>	<b>ARUN340LT2</b>
		Independent Unit	<b>ARUN140LT2</b>	<b>ARUN160LT2</b>	<b>ARUN160LT2</b>	<b>ARUN140LT2</b>
		<b>ARUN140LT2</b>	<b>ARUN140LT2</b>	<b>ARUN160LT2</b>	<b>ARUN140LT2</b>	
					<b>ARUN60LT2</b>	
Capacity	Cooling	kW	78.4	84.0	89.6	95.2
		kcal/h	67,400	72,200	77,100	81,900
		Btu/h	267,500	286,600	305,700	324,800
	Heating	kW	88.2	94.5	100.8	107.1
		kcal/h	75,900	81,300	86,700	92,100
		Btu/h	301,000	322,500	343,900	365,400
Input	Cooling	kW	24.10	26.25	28.40	28.55
	Heating	kW	21.60	23.40	25.20	26.02
Casing Color			Warm Gray	Warm Gray	Warm Gray	Warm Gray
Heat Exchanger			Wide Louver	Wide Louver	Wide Louver	Wide Louver
Compressor	Type		DC Scroll	DC Scroll	DC Scroll	DC Scroll
	Piston Displacement	cm <sup>3</sup> /rev	(52+81.02)x2	(52+81.02)x2	(52+81.02)x2	(52+81.02)x2+52
	Number of Revolution	r.p.m	(3,600+2,891)x2	(3,600+2,891)x2	(3,600+2,891)x2	(3,600+2,891)x2+3600
	Motor Output x Number	W	(5,356+5,300)x2	(5,356+5,300)x2	(5,356+5,300)x2	(5,356+5,300)x2+5,356
	Starting Method		Direct On Line	Direct On Line	Direct On Line	Direct On Line
	Oil Type		FVC68D(PVE)	FVC68D(PVE)	FVC68D(PVE)	FVC68D(PVE)
	Oil Charge	L	5600+5600	5600+5600	5600+5600	5600+5600+2300
Fan	Type		DC INVERTER	DC INVERTER	DC INVERTER	DC INVERTER
	Motor Output x Number	W	350 x 4	350 x 4	350 x 4	350 x 5
	Air Flow Rate(High)	cmm	380	380	380	485
		cfm	13,400	13,400	13,400	17,100
	Drive		DC INVERTER	DC INVERTER	DC INVERTER	DC INVERTER
	Discharge	Side / Top	TOP	TOP	TOP	TOP
Pipe Connctions	Liquid Pipes	mm(inch)	19.05(3/4)	19.05(3/4)	19.05(3/4)	19.05(3/4)
	Gas Pipes	mm(inch)	34.9(1 3/8)	34.9(1 3/8)	34.9(1 3/8)	34.9(1 3/8)
Dimensions (WxHxD)		mm	(1280x1607x730) x2	(1280x1607x730) x2	(1280x1607x730) x2	(1280x1607x730)x2 +(806x1607x730)
		inch	(50.4x63.3x28.7) x2	(50.4x63.3x28.7) x2	(50.4x63.3x28.7) x2	(50.4x63.3x28.7)x2 +(31.7x63.3x28.7)
Net Weight		kg	285x2	285x2	285x2	175+285x2
		lbs	628x2	628x2	628x2	385+628x2
Transmission Cable		mm <sup>2</sup>	CVV-SB 1.25x2C	CVV-SB 1.25x2C	CVV-SB 1.25x2C	CVV-SB 1.25x2C
Refrigerant	Refrigerant name		R410A	R410A	R410A	R410A
	Control		EEV	EEV	EEV	EEV
Power Supply		Ø, V, Hz	3, 380~415, 50	3, 380~415, 50	3, 380~415, 50	3, 380~415, 50
			3, 380, 60	3, 380, 60	3, 380, 60	3, 380, 60

### Notes:

- Capacities are based on the following conditions:
  - Cooling \* Indoor temp. 27°C[80.6°F]DB/ 19°C[66.2°F]WB
  - \* Outdoor temp. 35°C[95°F]DB/ 24°C[75.2°F]WB
  - \* Interconnecting Piping Length 7.5m
  - \* Level Difference of Zero
  - Heating \* Indoor temp. 20°C[68°F]DB/ 15°C[59°F]WB
  - \* Outdoor temp. 7°C[44.6°F]DB/ 6°C[42.8°F]WB
  - \* Interconnecting Piping Length 7.5m
  - \* Level Difference of Zero

2. Capacities are net capacities

3. Due to our policy of innovation some specifications may be changed without prior notification

4. EEV : Electronic Expansion Valve

### Conversion Formula

kcal/h= kW x 860  
 Btu/h = kW x 3412  
 cfm = m<sup>3</sup>/min x 35.3  
 l/s = cmm x 1000/60

Heat Pump(50Hz/60Hz)

HP(Equivalent horsepower)			36	38	40	42
Model Name	Combination Unit Independent Unit		<b>ARUN360LT2</b>	<b>ARUN380LT2</b>	<b>ARUN400LT2</b>	<b>ARUN420LT2</b>
			<b>ARUN160LT2</b>	<b>ARUN160LT2</b>	<b>ARUN160LT2</b>	<b>ARUN140LT2</b>
			<b>ARUN140LT2</b>	<b>ARUN160LT2</b>	<b>ARUN160LT2</b>	<b>ARUN140LT2</b>
			<b>ARUN60LT2</b>	<b>ARUN60LT2</b>	<b>ARUN80LT2</b>	<b>ARUN140LT2</b>
Capacity	Cooling	kW	100.8	106.4	112.0	117.6
		kcal/h	86,700	91,500	96,300	101,100
		Btu/h	343,900	363,100	382,200	401,700
	Heating	kW	113.4	119.7	126.0	132.3
		kcal/h	97,500	102,900	108,400	113,700
		Btu/h	386,900	408,400	429,900	451,500
Input	Cooling	kW	30.70	32.85	34.28	36.15
	Heating	kW	27.82	29.62	31.08	32.40
Casing Color			Warm Gray	Warm Gray	Warm Gray	Warm Gray
Heat Exchanger			Wide Louver	Wide Louver	Wide Louver	Wide Louver
Compressor	Type		DC Scroll	DC Scroll	DC Scroll	DC Scroll
	Piston Displacement	cm <sup>3</sup> /rev	(52+81.02)x2+52	(52+81.02)x2+52	(52+81.02)x2+52	(52+72.84)+(52+81.02)x2
	Number of Revolution	r.p.m	(3,600+2,891)x2+3600	(3,600+2,891)x2+3600	(3,600+2,891)x2+3600	(3,600+2,891)x3
	Motor Output x Number	W	(5,356+5,300)x2+5,356	(5,356+5,300)x2+5,356	(5,356+5,300)x2+5,356	(5,356+5,300)x3
	Starting Method		Direct On Line	Direct On Line	Direct On Line	Direct On Line
	Oil Type		FVC68D(PVE)	FVC68D(PVE)	FVC68D(PVE)	FVC68D(PVE)
	Oil Charge	L	5600+5600+2300	5600+5600+2300	5600+5600+3300	5600+5600+5600
Fan	Type		DC INVERTER	DC INVERTER	DC INVERTER	DC INVERTER
	Motor Output x Number	W	350 x 5	350 x 5	350 x 6	350 x 6
	Air Flow Rate(High)	cmm	485	485	570	570
		cfm	17,100	17,100	20,100	20,100
	Drive		DC INVERTER	DC INVERTER	DC INVERTER	DC INVERTER
	Discharge	Side / Top	TOP	TOP	TOP	TOP
Pipe Connctions	Liquid Pipes	mm(inch)	19.05(3/4)	19.05(3/4)	19.05(3/4)	19.05(3/4)
	Gas Pipes	mm(inch)	41.3(1 5/8)	41.3(1 5/8)	41.3(1 5/8)	41.3(1 5/8)
Dimensions (WxHxD)	mm		(1280x1607x730)x2 +(806x1607x730)	(1280x1607x730)x2 +(806x1607x730)	(1280x1607x730) x3	(1280x1607x730) x3
	inch		(50.4x63.3x28.7)x2 +(31.7x63.3x28.7)	(50.4x63.3x28.7)x2 +(31.7x63.3x28.7)	(50.4x63.3x28.7) x3	(50.4x63.3x28.7) x3
Net Weight	kg		175+285x2	175+285x2	240+285x2	285x3
	lbs		385+628x2	385+628x2	529+628x2	628x3
Transmission Cable		mm <sup>2</sup>	CVV-SB 1.25x2C	CVV-SB 1.25x2C	CVV-SB 1.25x2C	CVV-SB 1.25x2C
Refrigerant	Refrigerant name		R410A	R410A	R410A	R410A
	Control		EEV	EEV	EEV	EEV
Power Supply	Ø, V, Hz		3, 380~415, 50	3, 380~415, 50	3, 380~415, 50	3, 380~415, 50
			3, 380, 60	3, 380, 60	3, 380, 60	3, 380, 60

Notes:

- Capacities are based on the following conditions:
  - Cooling \* Indoor temp. 27°C[80.6°F]DB/ 19°C[66.2°F]WB
  - \* Outdoor temp. 35°C[95°F]DB/ 24°C[75.2°F]WB
  - \* Interconnecting Piping Length 7.5m
  - \* Level Difference of Zero
  - Heating \* Indoor temp. 20°C[68°F]DB/ 15°C[59°F]WB
  - \* Outdoor temp. 7°C[44.6°F]DB/ 6°C[42.8°F]WB
  - \* Interconnecting Piping Length 7.5m
  - \* Level Difference of Zero

Conversion Formula

kcal/h= kW x 860  
 Btu/h = kW x 3412  
 cfm = m<sup>3</sup>/min x 35.3  
 l/s = cmm x 1000/60

- Capacities are net capacities
- Due to our policy of innovation some specifications may be changed without prior notification
- EEV : Electronic Expansion Valve

# Specification

## Heat Pump(50Hz/60Hz)

HP(Equivalent horsepower)			44	46	48
Model Name	Combination Unit		<b>ARUN440LT2</b>	<b>ARUN460LT2</b>	<b>ARUN480LT2</b>
		Independent Unit	<b>ARUN160LT2</b>	<b>ARUN160LT2</b>	<b>ARUN160LT2</b>
			<b>ARUN140LT2</b>	<b>ARUN160LT2</b>	<b>ARUN160LT2</b>
			<b>ARUN140LT2</b>	<b>ARUN140LT2</b>	<b>ARUN160LT2</b>
Capacity	Cooling	kW	123.2	128.8	134.4
		kcal/h	105,900	110,700	115,500
		Btu/h	420,500	439,600	458,700
	Heating	kW	138.6	144.9	151.2
		kcal/h	119,100	124,500	129,900
		Btu/h	473,000	494,500	516,000
Input	Cooling	kW	38.30	40.45	42.60
	Heating	kW	34.20	36.00	37.80
Casing Color			Warm Gray	Warm Gray	Warm Gray
Heat Exchanger			Wide Louver	Wide Louver	Wide Louver
Compressor	Type		DC Scroll	DC Scroll	DC Scroll
	Piston Displacement	cm <sup>3</sup> /rev	(52+72.84)+(52+81.02)x2	(52+81.02)x3	(52+81.02)x3
	Number of Revolution	r.p.m	(3,600+2,891)x3	(3,600+2,891)x3	(3,600+2,891)x3
	Motor Output x Number	W	(5,356+5,300)x3	(5,356+5,300)x3	(5,356+5,300)x3
	Starting Method		Direct On Line	Direct On Line	Direct On Line
	Oil Type		FVC68D(PVE)	FVC68D(PVE)	FVC68D(PVE)
	Oil Charge	L	5600+5600+5600	5600+5600+5600	5600+5600+5600
Fan	Type		DC INVERTER	DC INVERTER	DC INVERTER
	Motor Output x Number	W	350 x 6	350 x 6	350 x 6
	Air Flow Rate(High)	cmm	570	570	570
		cfm	20,100	20,100	20,100
	Drive		DC INVERTER	DC INVERTER	DC INVERTER
	Discharge	Side / Top	TOP	TOP	TOP
Pipe Connctions	Liquid Pipes	mm(inch)	19.05(3/4)	19.05(3/4)	19.05(3/4)
	Gas Pipes	mm(inch)	41.3(1 5/8)	41.3(1 5/8)	41.3(1 5/8)
Dimensions (WxHxD)	mm		(1280x1607x730)x3	(1280x1607x730)x3	(1280x1607x730)x3
	inch		(50.4x63.3x28.7)x3	(50.4x63.3x28.7)x3	(50.4x63.3x28.7)x3
Net Weight	kg		285x3	285x3	285x3
	lbs		628x3	628x3	628x3
Transmission Cable		mm <sup>2</sup>	CVV-SB 1.25x2C	CVV-SB 1.25x2C	CVV-SB 1.25x2C
Refrigerant	Refrigerant name		R410A	R410A	R410A
	Control		EEV	EEV	EEV
Power Supply		∅, V, Hz	3, 380~415, 50 3, 380, 60	3, 380~415, 50 3, 380, 60	3, 380~415, 50 3, 380, 60

### Notes:

1. Capacities are based on the following conditions:

- Cooling \* Indoor temp. 27°C[80.6°F]DB/ 19°C[66.2°F]WB  
 \* Outdoor temp. 35°C[95°F]DB/ 24°C[75.2°F]WB  
 \* Interconnecting Piping Length 7.5m  
 \* Level Difference of Zero
- Heating \* Indoor temp. 20°C[68°F]DB/ 15°C[59°F]WB  
 \* Outdoor temp. 7°C[44.6°F]DB/ 6°C[42.8°F]WB  
 \* Interconnecting Piping Length 7.5m  
 \* Level Difference of Zero

2. Capacities are net capacities

3. Due to our policy of innovation some specifications may be changed without prior notification

4. EEV : Electronic Expansion Valve

### Conversion Formula

kcal/h= kW x 860  
 Btu/h = kW x 3412  
 cfm = m<sup>3</sup>/min x 35.3  
 l/s = cmm x 1000/60

## Cooling Only

Cooling Only(50Hz / 60Hz)

E : Anti-Corrosion Model

HP(Equivalent horsepower)			5	6	8	10
Model Name	Combination Unit		ARUV50LT2(E)	ARUV60LT2(E)	ARUV80LT2(E)	ARUV100LT2(E)
		Independent Unit	ARUV50LT2(E)	ARUV60LT2(E)	ARUV80LT2(E)	ARUV100LT2(E)
Capacity	Cooling	kW	14.0	16.0	22.4	28.0
		kcal/h	12,000	13,800	19,300	24,100
		Btu/h	47,800	54,600	76,400	95,500
	Heating	kW	-	-	-	-
		kcal/h	-	-	-	-
		Btu/h	-	-	-	-
Input	Cooling	kW	3.75	4.25	6.7	7.16
	Heating	kW	-	-	-	-
Casing Color			Warm Gray	Warm Gray	Warm Gray	Warm Gray
Heat Exchanger			Gold fin	Gold fin	Gold fin	Gold fin
Compressor	Type		DC Scroll	DC Scroll	DC Scroll	DC Scroll
	Piston Displacement	cm <sup>3</sup> /rev	52	52	52	52
	Number of Revolution	r.p.m	3,600	3,600	3,600	3,600
	Motor Output x Number	W	5,356x1	5,356x1	5,356x1	5,356x1
	Starting Method		Direct On Line	Direct On Line	Direct On Line	Direct On Line
	Oil Type		FVC68D(PVE)	FVC68D(PVE)	FVC68D(PVE)	FVC68D(PVE)
Oil Charge	L	2300	2300	2300	3300	
Fan	Type		Propeller fan	Propeller fan	Propeller fan	Propeller fan
	Motor Output x Number	W	350 x 1	350 x 1	350 x 1	350 x 2
	Air Flow Rate(High)	cmm	105	105	105	190
		cfm	3,700	3,700	3,700	6,700
	Drive		DC INVERTER	DC INVERTER	DC INVERTER	DC INVERTER
	Discharge	Side / Top	TOP	TOP	TOP	TOP
Pipe Connctions	Liquid Pipes	mm(inch)	9.52(3/8)	9.52(3/8)	9.52(3/8)	9.52(3/8)
	Gas Pipes	mm(inch)	15.88(5/8)	19.05(3/4)	19.05(3/4)	22.2(7/8)
Dimensions (WxHxD)	mm		806x1607x730	806x1607x730	806x1607x730	1280x1607x730
	inch		31.7x63.3x28.7	31.7x63.3x28.7	31.7x63.3x28.7	50.4x63.3x28.7
Net Weight	kg		175	175	175	240
	lbs		385	385	385	529
Transmission Cable		mm <sup>2</sup>	CVV-SB 1.25x2C	CVV-SB 1.25x2C	CVV-SB 1.25x2C	CVV-SB 1.25x2C
Refrigerant	Refrigerant name		R410A	R410A	R410A	R410A
	Control		EEV	EEV	EEV	EEV
Power Supply	Ø, V, Hz		3, 380~415, 50	3, 380~415, 50	3, 380~415, 50	3, 380~415, 50
			3, 380, 60	3, 380, 60	3, 380, 60	3, 380, 60

## Notes:

- Capacities are based on the following conditions:
  - Cooling \* Indoor temp. 27°C[80.6°F]DB/ 19°C[66.2°F]WB
  - \* Outdoor temp. 35°C[95°F]DB/ 24°C[75.2°F]WB
  - \* Interconnecting Piping Length 7.5m
  - \* Level Difference of Zero
  - Heating \* Indoor temp. 20°C[68°F]DB/ 15°C[59°F]WB
  - \* Outdoor temp. 7°C[44.6°F]DB/ 6°C[42.8°F]WB
  - \* Interconnecting Piping Length 7.5m
  - \* Level Difference of Zero

2. Capacities are net capacities

3. Due to our policy of innovation some specifications may be changed without prior notification

4. EEV : Electronic Expansion Valve

## Conversion Formula

kcal/h= kW x 860  
 Btu/h = kW x 3412  
 cfm = m<sup>3</sup>/min x 35.3  
 l/s = cmm x 1000/60

# Specification

## Cooling Only(50Hz / 60Hz)

E : Anti-Corrosion Model

HP(Equivalent horsepower)			12	14	16	18
Model Name	Combination Unit		ARUV120LT2(E)	ARUV140LT2(E)	ARUV160LT2(E)	ARUV180LT2(E)
	Independent Unit		ARUV120LT2(E)	ARUV140LT2(E)	ARUV160LT2(E)	ARUV120LT2(E) ARUV60LT2(E)
Capacity	Cooling	kW	33.6	39.2	44.8	50.4
		kcal/h	28,900	33,700	38,500	43,300
		Btu/h	114,700	133,800	152,900	172,000
	Heating	kW	-	-	-	-
		kcal/h	-	-	-	-
		Btu/h	-	-	-	-
Input	Cooling	kW	9.08	11.85	14.00	13.33
	Heating	kW	-	-	-	-
Casing Color			Warm Gray	Warm Gray	Warm Gray	Warm Gray
Heat Exchanger			Gold fin	Gold fin	Gold fin	Gold fin
Compressor	Type		DC Scroll	DC Scroll	DC Scroll	DC Scroll
	Piston Displacement	cm <sup>3</sup> /rev	52+72.84	52+81.02	52+81.02	(52+72.84)+52
	Number of Revolution	r.p.m	3,600+2,891	3,600+2,891	3,600+2,891	(3,600+2,891)+3,600
	Motor Output x Number	W	(5,356+5,300)x1	(5,356+5,300)x1	(5,356+5,300)x1	(5,356+5,300)x1+5,356
	Starting Method		Direct On Line	Direct On Line	Direct On Line	Direct On Line
	Oil Type		FVC68D(PVE)	FVC68D(PVE)	FVC68D(PVE)	FVC68D(PVE)
Oil Charge	L	5600	5600	5600	5600+2300	
Fan	Type		Propeller fan	Propeller fan	Propeller fan	Propeller fan
	Motor Output x Number	W	350 x 2	350 x 2	350 x 2	350 x 3
	Air Flow Rate(High)	cmm	190	190	190	295
		cfm	6,700	6,700	6,700	10,400
	Drive		DC INVERTER	DC INVERTER	DC INVERTER	DC INVERTER
Discharge	Side / Top	TOP	TOP	TOP	TOP	
Pipe Connctions	Liquid Pipes	mm(inch)	12.7(1/2)	12.7(1/2)	12.7(1/2)	15.88(5/8)
	Gas Pipes	mm(inch)	28.58(1 1/8)	28.58(1 1/8)	28.58(1 1/8)	28.58(1 1/8)
Dimensions (WxHxD)		mm	1280x1607x730	1280x1607x730	1280x1607x730	(1280x1607x730) +(806x1607x730)
		inch	50.4x63.3x28.7	50.4x63.3x28.7	50.4x63.3x28.7	(50.4x63.3x28.7) +(31.7x63.3x28.7)
Net Weight		kg	285	285	285	285+175
		lbs	628	628	628	628+385
Transmission Cable		mm <sup>2</sup>	CVV-SB 1.25x2C	CVV-SB 1.25x2C	CVV-SB 1.25x2C	CVV-SB 1.25x2C
Refrigerant	Refrigerant name		R410A	R410A	R410A	R410A
	Control		EEV	EEV	EEV	EEV
Power Supply	Ø, V, Hz		3, 380~415, 50	3, 380~415, 50	3, 380~415, 50	3, 380~415, 50
			3, 380, 60	3, 380, 60	3, 380, 60	3, 380, 60

### Notes:

- Capacities are based on the following conditions:
  - Cooling \* Indoor temp. 27°C[80.6°F]DB/ 19°C[66.2°F]WB
  - \* Outdoor temp. 35°C[95°F]DB/ 24°C[75.2°F]WB
  - \* Interconnecting Piping Length 7.5m
  - \* Level Difference of Zero
  - Heating \* Indoor temp. 20°C[68°F]DB/ 15°C[59°F]WB
  - \* Outdoor temp. 7°C[44.6°F]DB/ 6°C[42.8°F]WB
  - \* Interconnecting Piping Length 7.5m
  - \* Level Difference of Zero

2. Capacities are net capacities

3. Due to our policy of innovation some specifications may be changed without prior notification

4. EEV : Electronic Expansion Valve

### Conversion Formula

kcal/h= kW x 860  
 Btu/h = kW x 3412  
 cfm = m<sup>3</sup>/min x 35.3  
 l/s = cmm x 1000/60

**Cooling Only(50Hz / 60Hz)**

E : Anti-Corrosion Model

HP(Equivalent horsepower)			20	22	24	26
Model Name	Combination Unit Independent Unit		<b>ARUV200LT2(E)</b>	<b>ARUV220LT2(E)</b>	<b>ARUV240LT2(E)</b>	<b>ARUV260LT2(E)</b>
			<b>ARUV140LT2(E)</b>	<b>ARUV160LT2(E)</b>	<b>ARUV140LT2(E)</b>	<b>ARUV160LT2(E)</b>
			<b>ARUV60LT2(E)</b>	<b>ARUV60LT2(E)</b>	<b>ARUV100LT2(E)</b>	<b>ARUV100LT2(E)</b>
Capacity	Cooling	kW	56.0	61.6	67.2	72.8
		kcal/h	48,200	53,000	57,800	62,600
		Btu/h	191,100	210,200	229,300	248,400
	Heating	kW	-	-	-	-
		kcal/h	-	-	-	-
		Btu/h	-	-	-	-
Input	Cooling	kW	16.1	18.25	20.7	20.93
	Heating	kW	-	-	-	-
Casing Color			Warm Gray	Warm Gray	Warm Gray	Warm Gray
Heat Exchanger			Gold fin	Gold fin	Gold fin	Gold fin
Compressor	Type		DC Scroll	DC Scroll	DC Scroll	DC Scroll
	Piston Displacement	cm <sup>3</sup> /rev	(52+81.02)+52	(52+81.02)+52	(52+81.02)+52	(52+72.84)+(52+81.02)
	Number of Revolution	r.p.m	(3,600+2,891)+3,600	(3,600+2,891)+3,600	(3,600+2,891)+3,600	(3,600+2,891)x2
	Motor Output x Number	W	(5,356+5,300)x1+5,356	(5,356+5,300)x1+5,356	(5,356+5,300)x1+5,356	(5,356+5,300)x2
	Starting Method		Direct On Line	Direct On Line	Direct On Line	Direct On Line
	Oil Type		FVC68D(PVE)	FVC68D(PVE)	FVC68D(PVE)	FVC68D(PVE)
	Oil Charge	L	5600+2300	5600+2300	5600+3300	5600+5600
Fan	Type		Propeller fan	Propeller fan	Propeller fan	Propeller fan
	Motor Output x Number	W	350 x 3	350 x 3	350 x 4	350 x 4
	Air Flow Rate(High)	cmm	295	285	380	380
		cfm	10,400	10,400	13,400	13,400
	Drive		DC INVERTER	DC INVERTER	DC INVERTER	DC INVERTER
	Discharge	Side / Top	TOP	TOP	TOP	TOP
Pipe Connctions	Liquid Pipes	mm(inch)	15.88(5/8)	15.88(5/8)	15.88(5/8)	19.05(3/4)
	Gas Pipes	mm(inch)	28.58(1 1/8)	28.58(1 1/8)	34.9(1 3/8)	34.9(1 3/8)
Dimensions (WxHxD)		mm	(1280x1607x730) +(806x1607x730)	(1280x1607x730) +(806x1607x730)	(1280x1607x730) x2	(1280x1607x730) x2
		inch	(50.4x63.3x28.7) +(31.7x63.3x28.7)	(50.4x63.3x28.7) +(31.7x63.3x28.7)	(50.4x63.3x28.7) x2	(50.4x63.3x28.7) x2
Net Weight		kg	285+175	285+175	285+240	285+240
		lbs	628+385	628+385	628+529	628+529
Transmission Cable		mm <sup>2</sup>	CVV-SB 1.25x2C	CVV-SB 1.25x2C	CVV-SB 1.25x2C	CVV-SB 1.25x2C
Refrigerant	Refrigerant name		R410A	R410A	R410A	R410A
	Control		EEV	EEV	EEV	EEV
Power Supply	Ø, V, Hz		3, 380~415, 50	3, 380~415, 50	3, 380~415, 50	3, 380~415, 50
			3, 380, 60	3, 380, 60	3, 380, 60	3, 380, 60

**Notes:**

- Capacities are based on the following conditions:
  - Cooling \* Indoor temp. 27°C[80.6°F]DB/ 19°C[66.2°F]WB
  - \* Outdoor temp. 35°C[95°F]DB/ 24°C[75.2°F]WB
  - \* Interconnecting Piping Length 7.5m
  - \* Level Difference of Zero
  - Heating \* Indoor temp. 20°C[68°F]DB/ 15°C[59°F]WB
  - \* Outdoor temp. 7°C[44.6°F]DB/ 6°C[42.8°F]WB
  - \* Interconnecting Piping Length 7.5m
  - \* Level Difference of Zero

**Conversion Formula**

kcal/h= kW x 860  
 Btu/h = kW x 3412  
 cfm = m<sup>3</sup>/min x 35.3  
 l/s = cmm x 1000/60

- Capacities are net capacities
- Due to our policy of innovation some specifications may be changed without prior notification
- EEV : Electronic Expansion Valve

# Specification

## Cooling Only(50Hz / 60Hz)

E : Anti-Corrosion Model

HP(Equivalent horsepower)			28	30	32	34
Model Name	Combination Unit		ARUV280LT2(E)	ARUV300LT2(E)	ARUV320LT2(E)	ARUV340LT2(E)
		Independent Unit	ARUV140LT2(E)	ARUV160LT2(E)	ARUV160LT2(E)	ARUV140LT2(E)
			ARUV140LT2(E)	ARUV140LT2(E)	ARUV160LT2(E)	ARUV140LT2(E) ARUV60LT2(E)
Capacity	Cooling	kW	78.4	84.0	89.6	95.2
		kcal/h	67,400	72,200	77,100	81,900
		Btu/h	267,500	286,600	305,700	324,800
	Heating	kW	-	-	-	-
		kcal/h	-	-	-	-
		Btu/h	-	-	-	-
Input	Cooling	kW	23.7	25.85	28	27.95
	Heating	kW	-	-	-	-
Casing Color			Warm Gray	Warm Gray	Warm Gray	Warm Gray
Heat Exchanger			Gold fin	Gold fin	Gold fin	Gold fin
Compressor	Type		DC Scroll	DC Scroll	DC Scroll	DC Scroll
	Piston Displacement	cm <sup>3</sup> /rev	(52+81.02)x2	(52+81.02)x2	(52+81.02)x2	(52+81.02)x2+52
	Number of Revolution	r.p.m	(3,600+2,891)x2	(3,600+2,891)x2	(3,600+2,891)x2	(3,600+2,891)x2+3600
	Motor Output x Number	W	(5,356+5,300)x2	(5,356+5,300)x2	(5,356+5,300)x2	(5,356+5,300)x2+5,356
	Starting Method		Direct On Line	Direct On Line	Direct On Line	Direct On Line
	Oil Type		FVC68D(PVE)	FVC68D(PVE)	FVC68D(PVE)	FVC68D(PVE)
	Oil Charge	L	5600+5600	5600+5600	5600+5600	5600+5600+2300
Fan	Type		Propeller fan	Propeller fan	Propeller fan	Propeller fan
	Motor Output x Number	W	350 x 4	350 x 4	350 x 4	350 x 5
	Air Flow Rate(High)	cmm	380	380	380	485
		cfm	13,400	13,400	13,400	17,100
	Drive		DC INVERTER	DC INVERTER	DC INVERTER	DC INVERTER
	Discharge	Side / Top	TOP	TOP	TOP	TOP
Pipe Connctions	Liquid Pipes	mm(inch)	19.05(3/4)	19.05(3/4)	19.05(3/4)	19.05(3/4)
	Gas Pipes	mm(inch)	34.9(1 3/8)	34.9(1 3/8)	34.9(1 3/8)	34.9(1 3/8)
Dimensions (WxHxD)		mm	(1280x1607x730) x2	(1280x1607x730) x2	(1280x1607x730) x2	(1280x1607x730)x2 +(806x1607x730)
		inch	(50.4x63.3x28.7) x2	(50.4x63.3x28.7) x2	(50.4x63.3x28.7) x2	(50.4x63.3x28.7)x2 +(31.7x63.3x28.7)
Net Weight		kg	285x2	285x2	285x2	175+285x2
		lbs	628x2	628x2	628x2	385+628x2
Transmission Cable		mm <sup>2</sup>	CVV-SB 1.25x2C	CVV-SB 1.25x2C	CVV-SB 1.25x2C	CVV-SB 1.25x2C
Refrigerant	Refrigerant name		R410A	R410A	R410A	R410A
	Control		EEV	EEV	EEV	EEV
Power Supply		Ø, V, Hz	3, 380~415, 50	3, 380~415, 50	3, 380~415, 50	3, 380~415, 50
			3, 380, 60	3, 380, 60	3, 380, 60	3, 380, 60

### Notes:

- Capacities are based on the following conditions:
  - Cooling \* Indoor temp. 27°C[80.6°F]DB/ 19°C[66.2°F]WB
  - \* Outdoor temp. 35°C[95°F]DB/ 24°C[75.2°F]WB
  - \* Interconnecting Piping Length 7.5m
  - \* Level Difference of Zero
  - Heating \* Indoor temp. 20°C[68°F]DB/ 15°C[59°F]WB
  - \* Outdoor temp. 7°C[44.6°F]DB/ 6°C[42.8°F]WB
  - \* Interconnecting Piping Length 7.5m
  - \* Level Difference of Zero

2. Capacities are net capacities

3. Due to our policy of innovation some specifications may be changed without prior notification

4. EEV : Electronic Expansion Valve

### Conversion Formula

kcal/h= kW x 860  
 Btu/h = kW x 3412  
 cfm = m<sup>3</sup>/min x 35.3  
 l/s = cmm x 1000/60

**Cooling Only(50Hz / 60Hz)**

E : Anti-Corrosion Model

HP(Equivalent horsepower)			36	38	40	42
Model Name	Combination Unit		ARUV360LT2(E)	ARUV380LT2(E)	ARUV400LT2(E)	ARUV420LT2(E)
		Independent Unit	ARUV160LT2(E)	ARUV160LT2(E)	ARUV160LT2(E)	ARUV160LT2(E)
			ARUV140LT2(E)	ARUV160LT2(E)	ARUV140LT2(E)	ARUV160LT2(E)
			ARUV60LT2(E)	ARUV60LT2(E)	ARUV100LT2(E)	ARUV100LT2(E)
Capacity	Cooling	kW	100.8	106.4	112.0	117.6
		kcal/h	86,700	91,500	96,300	101,100
		Btu/h	343,900	363,100	382,200	401,700
	Heating	kW	-	-	-	-
		kcal/h	-	-	-	-
		Btu/h	-	-	-	-
Input	Cooling	kW	30.1	32.25	34.7	35.16
	Heating	kW	-	-	-	-
Casing Color			Warm Gray	Warm Gray	Warm Gray	Warm Gray
Heat Exchanger			Gold fin	Gold fin	Gold fin	Gold fin
Compressor	Type		DC Scroll	DC Scroll	DC Scroll	DC Scroll
	Piston Displacement	cm <sup>3</sup> /rev	(52+81.02)x2+52	(52+81.02)x2+52	(52+81.02)x2+52	(52+81.02)x2+52
	Number of Revolution	r.p.m	(3,600+2,891)x2+3600	(3,600+2,891)x2+3600	(3,600+2,891)x2+3600	(3,600+2,891)x2+3600
	Motor Output x Number	W	(5,356+5,300)x2+5,356	(5,356+5,300)x2+5,356	(5,356+5,300)x2+5,356	(5,356+5,300)x2+5,356
	Starting Method		Direct On Line	Direct On Line	Direct On Line	Direct On Line
	Oil Type		FVC68D(PVE)	FVC68D(PVE)	FVC68D(PVE)	FVC68D(PVE)
Oil Charge	L	5600+5600+2300	5600+5600+2300	5600+5600+3300	5600+5600+3300	
Fan	Type		Propeller fan	Propeller fan	Propeller fan	Propeller fan
	Motor Output x Number	W	350 x 5	350 x 5	350 x 6	350 x 6
	Air Flow Rate(High)	cmm	485	485	570	570
		cfm	17,100	17,100	20,100	20,100
	Drive		DC INVERTER	DC INVERTER	DC INVERTER	DC INVERTER
Discharge	Side / Top	TOP	TOP	TOP	TOP	
Pipe Connctions	Liquid Pipes	mm(inch)	19.05(3/4)	19.05(3/4)	19.05(3/4)	19.05(3/4)
	Gas Pipes	mm(inch)	41.3(1 5/8)	41.3(1 5/8)	41.3(1 5/8)	41.3(1 5/8)
Dimensions (WxHxD)	mm		(1280x1607x730)x2 +(806x1607x730)	(1280x1607x730)x2 +(806x1607x730)	(1280x1607x730) x3	(1280x1607x730) x3
	inch		(50.4x63.3x28.7)x2 +(31.7x63.3x28.7)	(50.4x63.3x28.7)x2 +(31.7x63.3x28.7)	(50.4x63.3x28.7) x3	(50.4x63.3x28.7) x3
Net Weight	kg		175+285x2	175+285x2	240+285x2	240+285x2
	lbs		385+628x2	385+628x2	529+628x2	529+628x2
Transmission Cable	mm <sup>2</sup>		CVV-SB 1.25x2C	CVV-SB 1.25x2C	CVV-SB 1.25x2C	CVV-SB 1.25x2C
Refrigerant	Refrigerant name		R410A	R410A	R410A	R410A
	Control		EEV	EEV	EEV	EEV
Power Supply	Ø, V, Hz		3, 380~415, 50	3, 380~415, 50	3, 380~415, 50	3, 380~415, 50
			3, 380, 60	3, 380, 60	3, 380, 60	3, 380, 60

**Notes:**

- Capacities are based on the following conditions:
  - Cooling \* Indoor temp. 27°C[80.6°F]DB/ 19°C[66.2°F]WB
  - \* Outdoor temp. 35°C[95°F]DB/ 24°C[75.2°F]WB
  - \* Interconnecting Piping Length 7.5m
  - \* Level Difference of Zero
  - Heating \* Indoor temp. 20°C[68°F]DB/ 15°C[59°F]WB
  - \* Outdoor temp. 7°C[44.6°F]DB/ 6°C[42.8°F]WB
  - \* Interconnecting Piping Length 7.5m
  - \* Level Difference of Zero

Conversion Formula
kcal/h= kW x 860
Btu/h = kW x 3412
cfm = m <sup>3</sup> /min x 35.3
l/s = cmm x 1000/60

- Capacities are net capacities
- Due to our policy of innovation some specifications may be changed without prior notification
- EEV : Electronic Expansion Valve

# Specification

## Cooling Only(50Hz / 60Hz)

E : Anti-Corrosion Model

HP(Equivalent horsepower)			44	46	48
Model Name	Combination Unit		ARUV440LT2(E)	ARUV460LT2(E)	ARUV480LT2(E)
		Independent Unit	ARUV160LT2(E)	ARUV160LT2(E)	ARUV160LT2(E)
	ARUV140LT2(E)		ARUV160LT2(E)	ARUV160LT2(E)	
	ARUV140LT2(E)		ARUV140LT2(E)	ARUV160LT2(E)	
Capacity	Cooling	kW	123.2	128.8	134.4
		kcal/h	105,900	110,700	115,500
		Btu/h	420,500	439,600	458,700
	Heating	kW	-	-	-
		kcal/h	-	-	-
		Btu/h	-	-	-
Input	Cooling	kW	37.08	39.85	42
	Heating	kW	-	-	-
Casing Color			Warm Gray	Warm Gray	Warm Gray
Heat Exchanger			Gold fin	Gold fin	Gold fin
Compressor	Type		DC Scroll	DC Scroll	DC Scroll
	Piston Displacement	cm <sup>3</sup> /rev	(52+72.84)+(52+81.02)x2	(52+81.02)x3	(52+81.02)x3
	Number of Revolution	r.p.m	(3,600+2,891)x3	(3,600+2,891)x3	(3,600+2,891)x3
	Motor Output x Number	W	(5,356+5,300)x3	(5,356+5,300)x3	(5,356+5,300)x3
	Starting Method		Direct On Line	Direct On Line	Direct On Line
	Oil Type		FVC68D(PVE)	FVC68D(PVE)	FVC68D(PVE)
	Oil Charge	L	5600+5600+5600	5600+5600+5600	5600+5600+5600
Fan	Type		Propeller fan	Propeller fan	Propeller fan
	Motor Output x Number	W	350 x 6	350 x 6	350 x 6
	Air Flow Rate(High)	cmm	570	570	570
		cfm	20,100	20,100	20,100
	Drive		DC INVERTER	DC INVERTER	DC INVERTER
	Discharge	Side / Top	TOP	TOP	TOP
Pipe Connctions	Liquid Pipes	mm(inch)	19.05(3/4)	19.05(3/4)	19.05(3/4)
	Gas Pipes	mm(inch)	41.3(1 5/8)	41.3(1 5/8)	41.3(1 5/8)
Dimensions (WxHxD)	mm		(1280x1607x730)x3	(1280x1607x730)x3	(1280x1607x730)x3
	inch		(50.4x63.3x28.7)x3	(50.4x63.3x28.7)x3	(50.4x63.3x28.7)x3
Net Weight	kg		285x3	285x3	285x3
	lbs		628x3	628x3	628x3
Transmission Cable		mm <sup>2</sup>	CVV-SB 1.25x2C	CVV-SB 1.25x2C	CVV-SB 1.25x2C
Refrigerant	Refrigerant name		R410A	R410A	R410A
	Control		EEV	EEV	EEV
Power Supply	Ø, V, Hz		3, 380~415, 50	3, 380~415, 50	3, 380~415, 50
			3, 380, 60	3, 380, 60	3, 380, 60

### Notes:

- Capacities are based on the following conditions:
  - Cooling \* Indoor temp. 27°C[80.6°F]DB/ 19°C[66.2°F]WB
  - \* Outdoor temp. 35°C[95°F]DB/ 24°C[75.2°F]WB
  - \* Interconnecting Piping Length 7.5m
  - \* Level Difference of Zero
  - Heating \* Indoor temp. 20°C[68°F]DB/ 15°C[59°F]WB
  - \* Outdoor temp. 7°C[44.6°F]DB/ 6°C[42.8°F]WB
  - \* Interconnecting Piping Length 7.5m
  - \* Level Difference of Zero

- Capacities are net capacities
- Due to our policy of innovation some specifications may be changed without prior notification
- EEV : Electronic Expansion Valve

### Conversion Formula

kcal/h= kW x 860  
 Btu/h = kW x 3412  
 cfm = m<sup>3</sup>/min x 35.3  
 l/s = cmm x 1000/60

## 2. Functions

Category	Function	Single Unit	Series Unit
Reliability	Defrost/ Deicing	O	O
	High pressure switch	O	O
	Phase protection	O	O
	Restart delay(3-minutes)	O	O
	Self diagnosis	O	O
	Soft start	O	O
	Trial operation	O	O
Convenience	Auto operation(Artificial intelligence)	O	O
	Auto restart operation	O	O
CAC network Function	Network Solution(LGAP)	O	O
	Power Distribution Indicator(PQNUD1S00)	O	O
Other	Thermistor	-	-

O : Applied    X : Not applied    - : No reation

Option : Model name & price are different according to options, and assembled in factory with main unit

Accessory : Installed at field, ordered and purchased separately by the corresponding model name, supplied with separated package.

Category	Device	PLUS II
CAC Network	Network Solution(LGAP)	O
	Simple Central Controller	PQCSB101S0
	Power Distribution Indicator(PDI)	PQNUD1S00
	Cool/Heat Selector(Outdoor Unit)	PRDSBM
	Dry contact(Indoor Unit)	PQDSB
	AC Smart	PQCSW320A0E
	ACP	PQCPA11A0E/B11A0E
	AC Manager	PQCSS520A0E
	LONWORKS Gateway (BNU-LW)	PQNFB16A1
	BACnet Gateway (BNU-BAC)	PQNFB17B0
Program	LG MV	Option
Other	Y branch	Accessory
	Header branch	Accessory
	Air Guide	PQAGA
	Refrigerant Charging Kit	PRAC1

O : Applied    X : Not applied    - : No reation

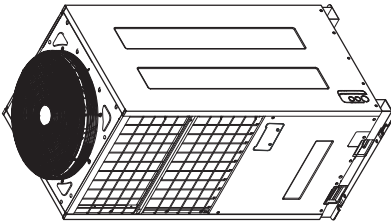
Option : Model name & price are different according to options, and assembled in factory with main unit

Accessory : Installed at field, ordered and purchased separately by the corresponding model name, supplied with separated package.


### 3. Dimensions

Outdoor Unit			
<Heat Pump> ARUN50LT2 ARUN60LT2	<Cooling Only> ARUV50LT2(E) ARUV60LT2(E) ARUV80LT2(E)	mm(inch)	806(31.5)
		mm(inch)	1607(63.3)
		mm(inch)	730(28.7)
		mm(inch)	1427(56.1)
		mm(inch)	692(27.2)
		mm(inch)	670(26.3)
		mm(inch)	500(19.7)
		mm(inch)	704(27.7)
		mm(inch)	99(3.9)
		mm(inch)	82(3.2)


  




Top view diagram showing dimensions L1, L2, L3, L4, and D.



Front view diagram showing dimensions L5, L6, L7, W, and H.




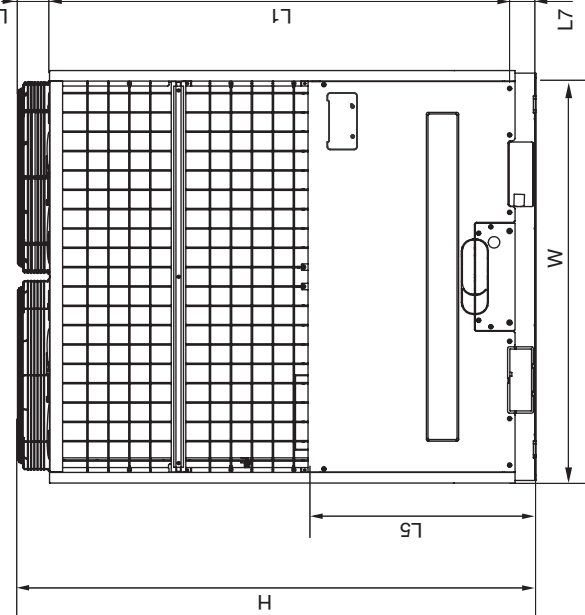

Side view diagram showing dimensions 160(6.4), 60(2.4), and D.



**LG Electronics**


76, Seongsan-dong, Changwon City, Gyeongnam,  
641-713, Korea  
[www.lge.com/airconditioner](http://www.lge.com/airconditioner)

CHASSIS CODE: UY

**Outdoor Unit**

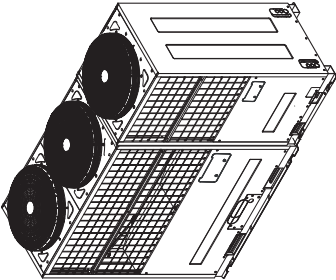
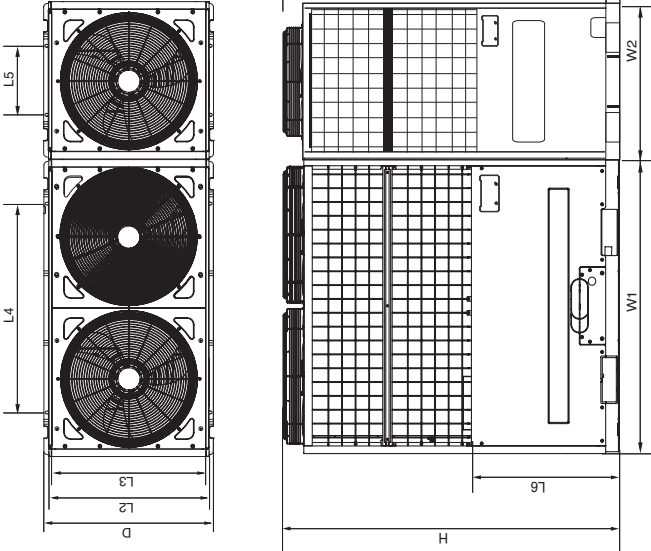

	<Heat Pump> ARUN80LT2 ARUN100LT2 ARUN120LT2 ARUN140LT2 ARUN160LT2	<Cooling Only> ARUV100LT2(E) ARUV120LT2(E) ARUV140LT2(E) ARUV160LT2(E)
W	mm(inch)	1280(50.4)
H	mm(inch)	1607(63.3)
D	mm(inch)	730(28.7)
L1	mm(inch)	1427(56.1)
L2	mm(inch)	692(27.2)
L3	mm(inch)	670(26.3)
L4	mm(inch)	900(35.4)
L5	mm(inch)	704(27.7)
L6	mm(inch)	99(3.9)
L7	mm(inch)	82(3.2)



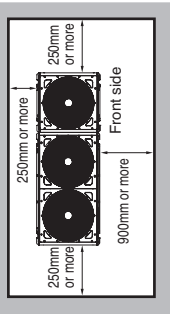
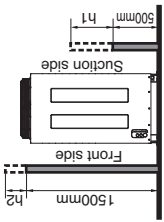
**LG Electronics**

76, Seongsan-dong, Changwon City, Gyeongnam,  
641-713, Korea  
[www.lge.com/airconditioner](http://www.lge.com/airconditioner)

CHASSIS CODE: UW

	mm(inch)	1280(50.4)
W1	mm(inch)	1280(50.4)
W2	mm(inch)	806(31.5)
H	mm(inch)	1607(63.3)
D	mm(inch)	730(28.7)
L1	mm(inch)	1427(56.1)
L2	mm(inch)	692(27.2)
L3	mm(inch)	670(26.3)
L4	mm(inch)	900(35.4)
L5	mm(inch)	500(19.7)
L6	mm(inch)	704(27.7)
L7	mm(inch)	99(3.9)
L8	mm(inch)	82(3.2)

**Notes:**

1. Height of walls in case of pattern1:  
Front side:1500mm, Suction side:500mm
2. If the above wall heights are exceeded, then h1/2 and h2/2 should be added to the front and suction side service spaces respectively as shown in the following figure.
3. When installing the units, the most appropriate pattern should be selected from those shown.
4. In order to obtain the best fit in the space available, always bear in mind the need to leave enough room for a person to pass between units and wall and for the air to circulate freely. Your layout should take into account the possibility of short circuits.
5. The Units should be installed to leave sufficient space in front for the on site refrigerant piping work to be carried out comfortably.

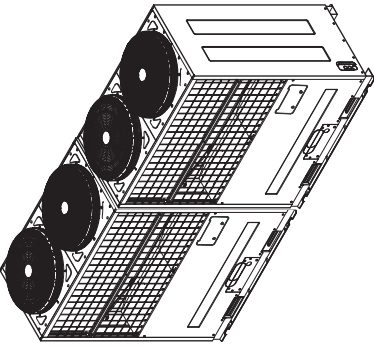
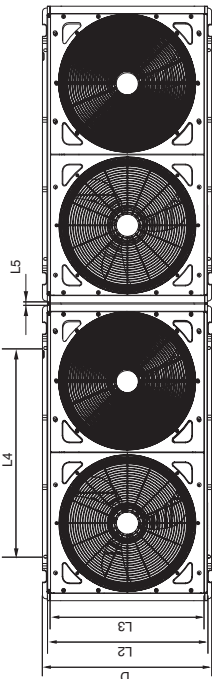
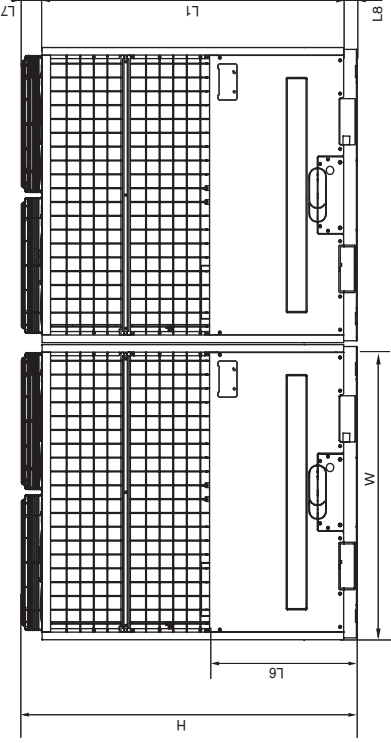
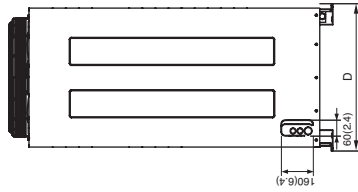
**Outdoor Unit**

<p>&lt;Heat Pump&gt; ARUN180LT2 ARUN200LT2 ARUN220LT2</p>	<p>&lt;Cooling Only&gt; ARUV180LT2(E) ARUV200LT2(E) ARUV220LT2(E)</p>
---	---

76, Seongsan-dong, Changwon City, Gyeongnam,  
641-713, Korea  
www.lge.com/airconditioner

**LG Electronics**

CHASSIS CODE: UW, UY

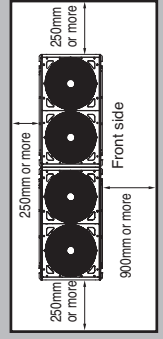
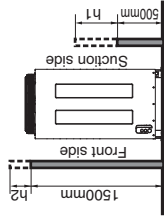





**Outdoor Unit**

	<Heat Pump>	<Cooling Only>
	ARUN240LT2	ARUV240LT2(E)
	ARUN260LT2	ARUV260LT2(E)
	ARUN280LT2	ARUV280LT2(E)
	ARUN300LT2	ARUV300LT2(E)
	ARUN320LT2	ARUV320LT2(E)


  

	mm(inch)	mm(inch)	mm(inch)	mm(inch)	mm(inch)
W	1280(50.4)				
H	1607(63.3)				
D	730(28.7)				
L1	1427(56.1)				
L2	692(27.2)				
L3	670(26.3)				
L4	900(35.4)				
L5	10(0.4)				
L6	704(27.7)				
L7	99(3.9)				
L8	82(3.2)				

**Notes:**

- Height of walls in case of pattern1 :  
Front side:1500mm, Suction side:500mm
- If the above wall heights are exceeded, then h1/2 and h2/2 should be added to the front and suction side service spaces respectively as shown in the following figure.
- When installing the units, the most appropriate pattern should be selected from those shown. In order to obtain the best fit in the space available, always bear in mind the need to leave enough room for a person to pass between units and wall and for the air to circulate freely. Your layout should take into account the possibility of short circuits.
- The Units should be installed to leave sufficient space in front for the on site refrigerant piping work to be carried out comfortably.

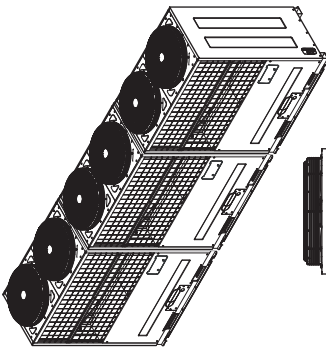
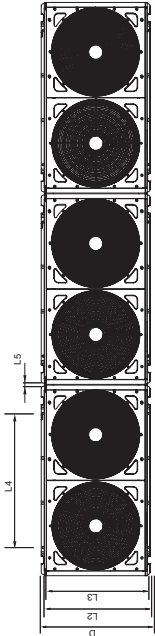
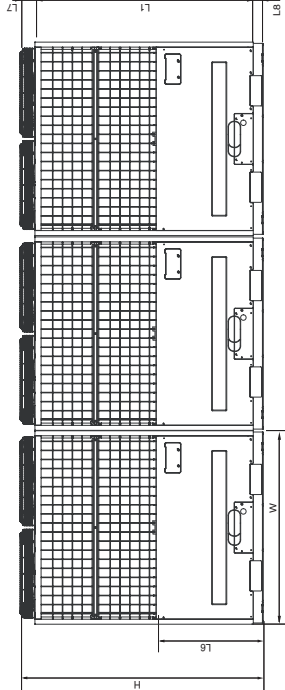
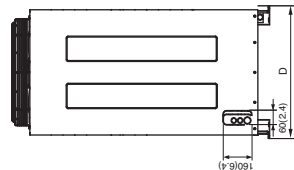


**LG Electronics**

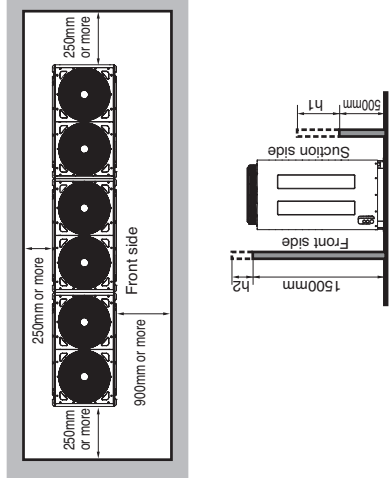
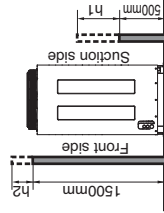
76, Seongsan-dong, Changwon City, Gyeongnam,  
641-713, Korea  
[www.lge.com/airconditioner](http://www.lge.com/airconditioner)

CHASSIS CODE: UW



Outdoor Unit	
<Heat Pump> ARUN400LT2 ARUN420LT2 ARUN440LT2 ARUN460LT2 ARUN480LT2	<Cooling Only> ARUV400LT2(E) ARUV420LT2(E) ARUV440LT2(E) ARUV460LT2(E) ARUV480LT2(E)
W	mm(inch) 1280(50.4)
H	mm(inch) 1607(63.3)
D	mm(inch) 730(28.7)
L1	mm(inch) 1427(56.1)
L2	mm(inch) 692(27.2)
L3	mm(inch) 670(26.3)
L4	mm(inch) 900(35.4)
L5	mm(inch) 10(0.4)
L6	mm(inch) 704(27.7)
L7	mm(inch) 99(3.9)
L8	mm(inch) 82(3.2)

**Notes:**


- Height of walls in case of pattern1:  
Front side: 1500mm, Suction side: 500mm
- If the above wall heights are exceeded, then h1/2 and h2/2 should be added to the front and suction side service spaces respectively as shown in the following figure.
- When installing the units, the most appropriate pattern should be selected from those shown.

In order to obtain the best fit in the space available, always bear in mind the need to leave enough room for a person to pass between units and wall and for the air to circulate freely. Your layout should take into account the possibility of short circuits.

- The Units should be installed to leave sufficient space in front for the on site refrigerant piping work to be carried out comfortably.

76, Seongsan-dong, Changwon City, Gyeongnam,  
641-713, Korea  
[www.lge.com/airconditioner](http://www.lge.com/airconditioner)

CHASSIS CODE: UW



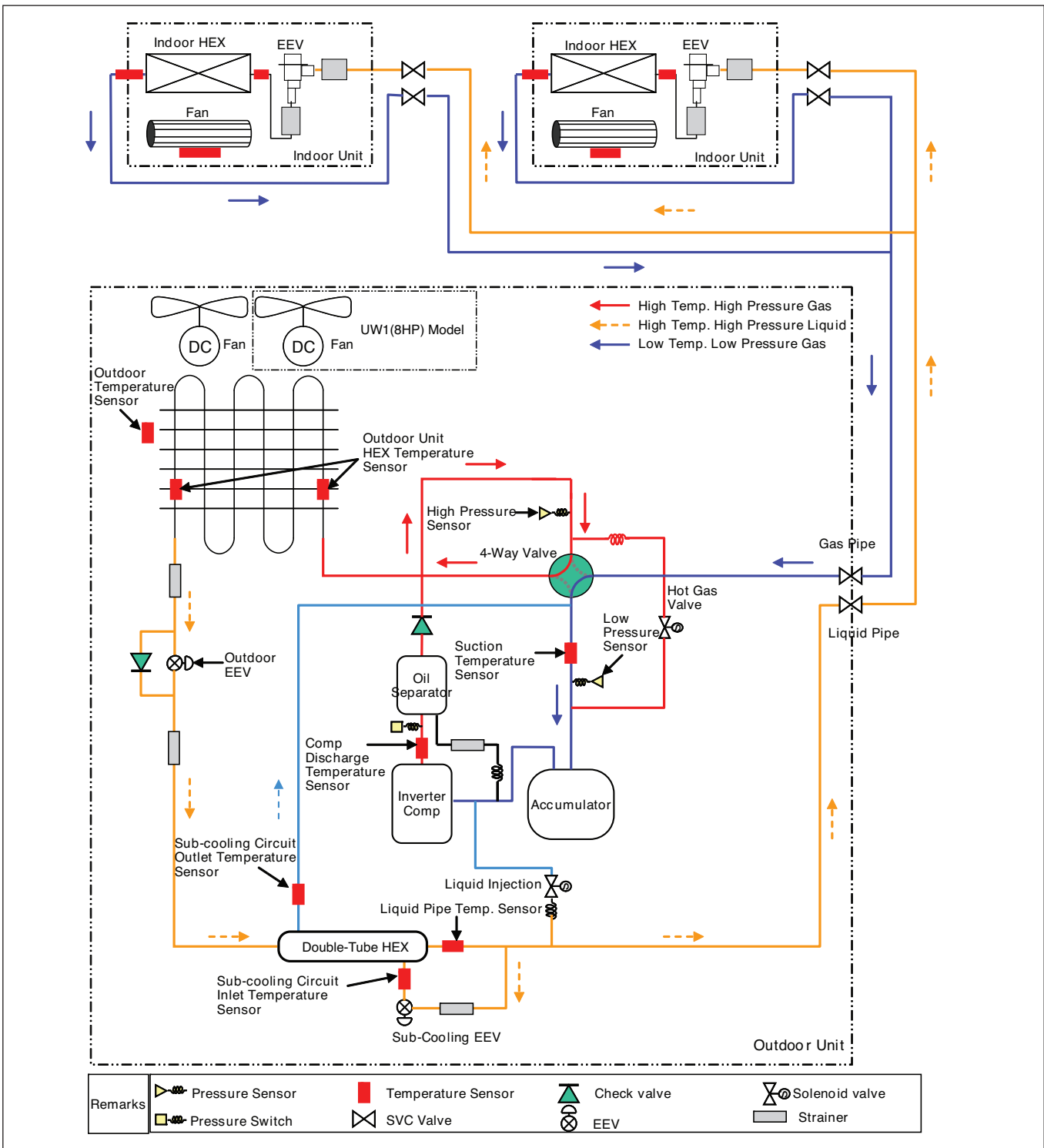
**LG Electronics**

# 4. Piping Diagrams

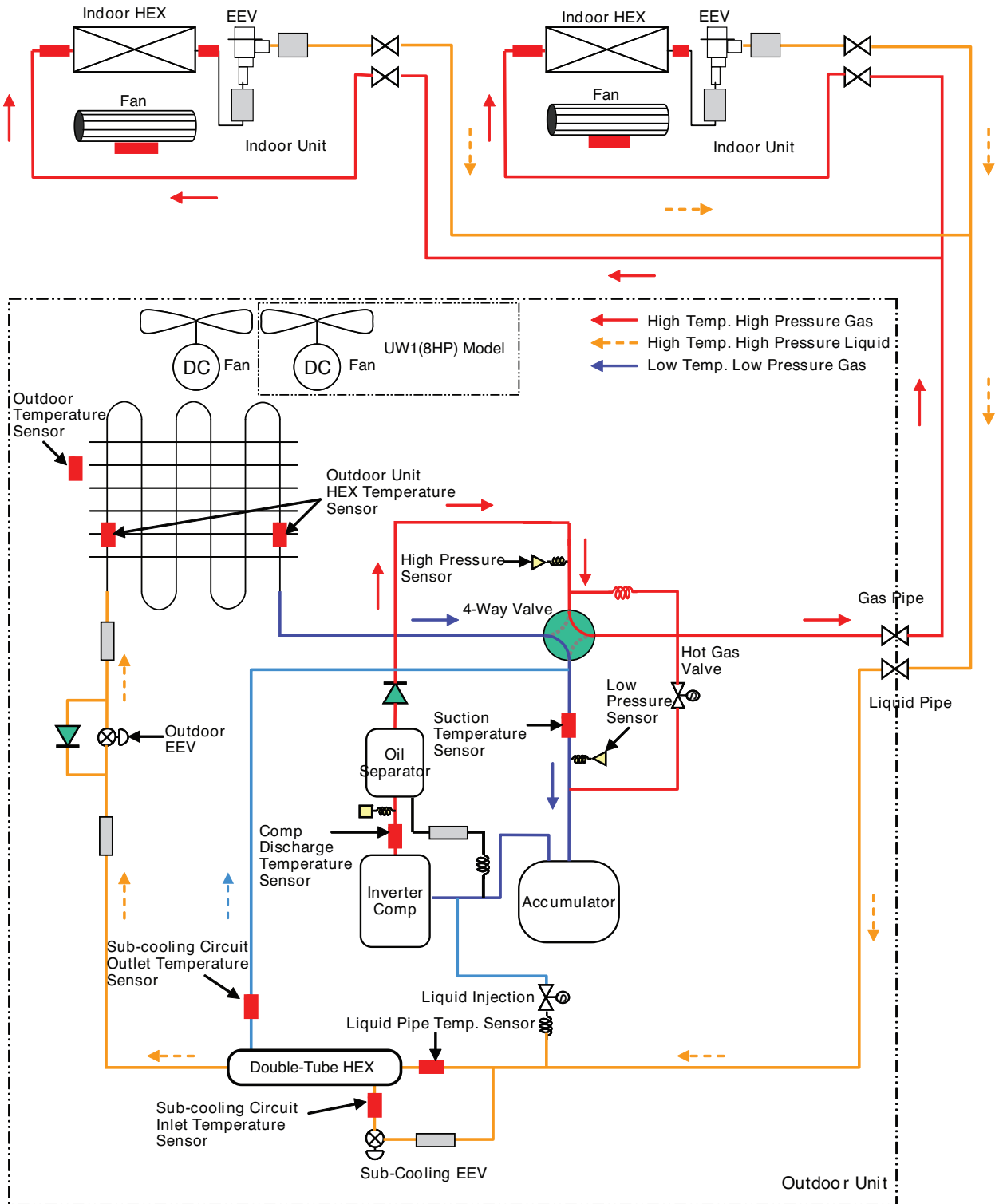
## 4.1 Heat Pump Model

### 4.1.1 UY2/UW1(8 HP Model) Chassis

#### Cooling Operation



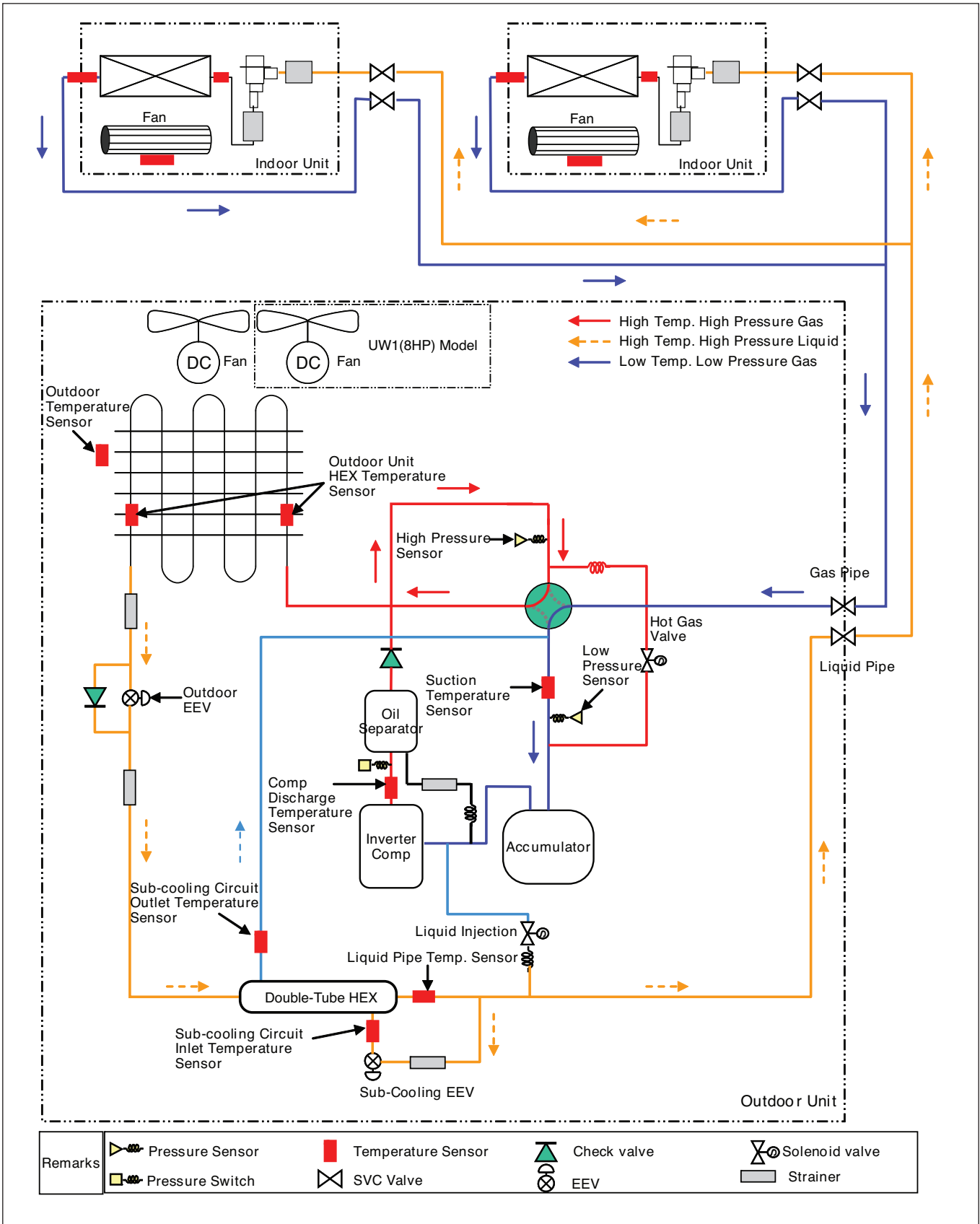
## Heating Operation



← High Temp. High Pressure Gas  
- - - High Temp. High Pressure Liquid  
← Low Temp. Low Pressure Gas

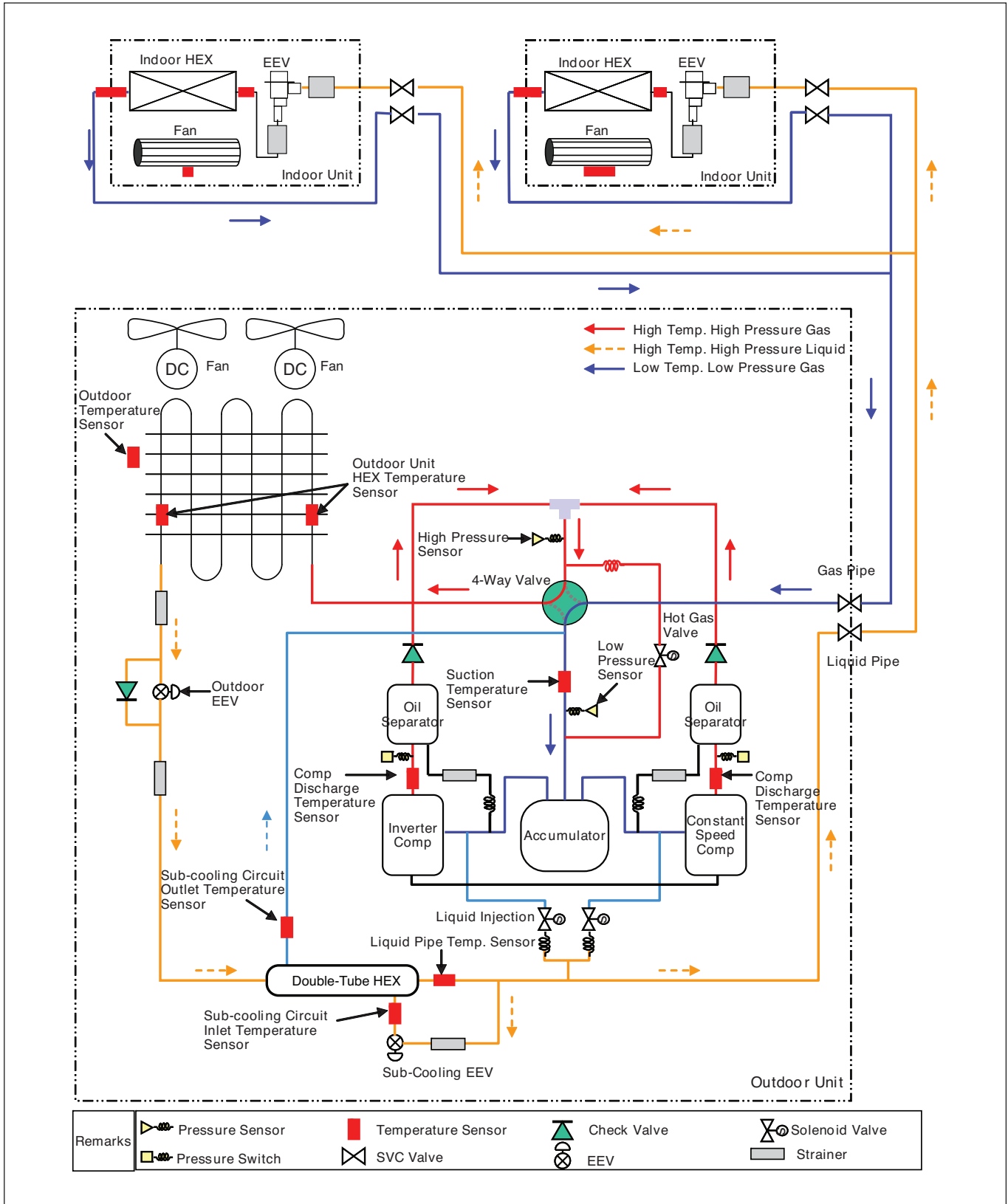
Remarks	Pressure Sensor	Temperature Sensor	Check valve	Solenoid valve

# Oil Return/ Defrost Operation

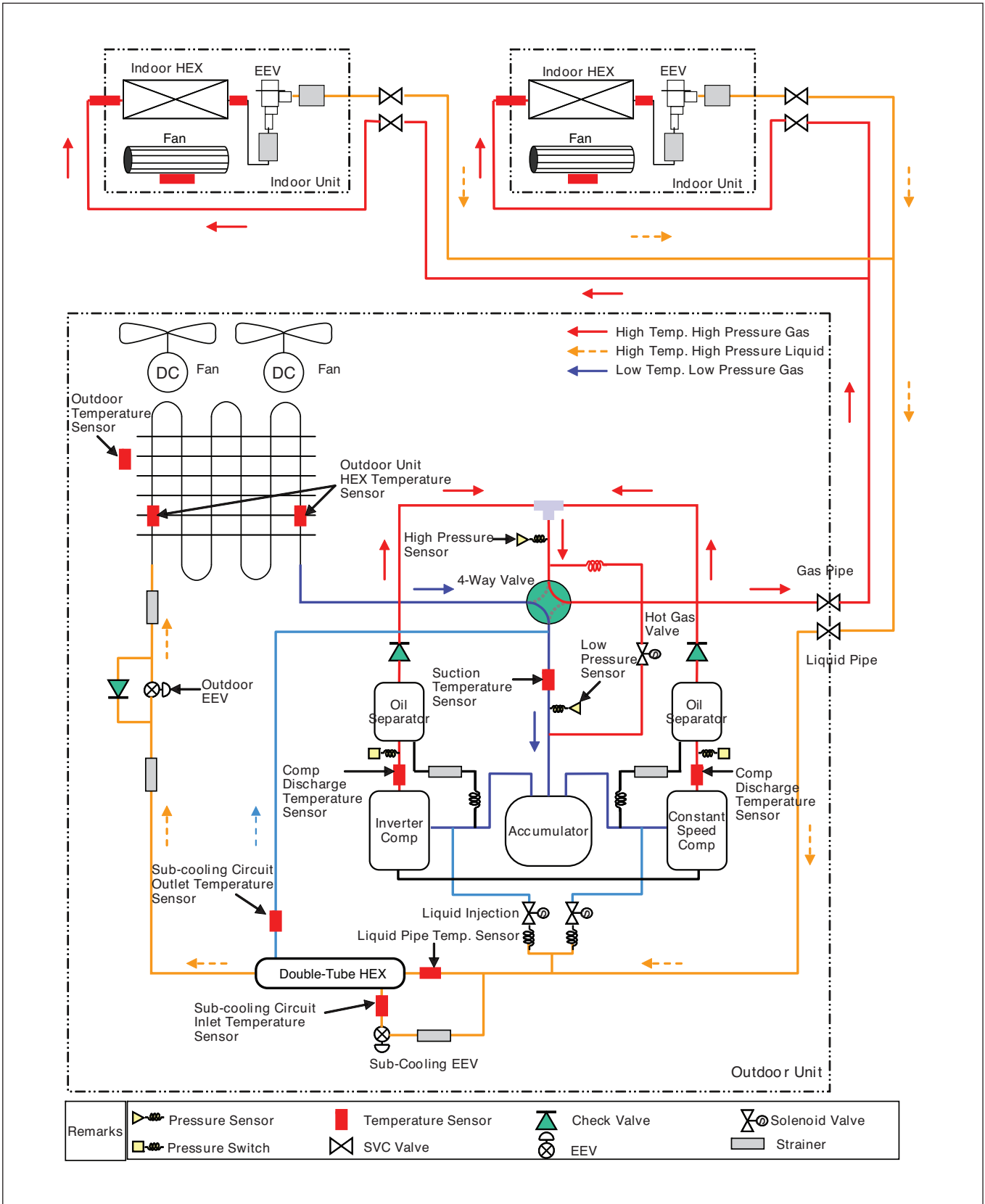


### 4.1.2 UW1 Chassis

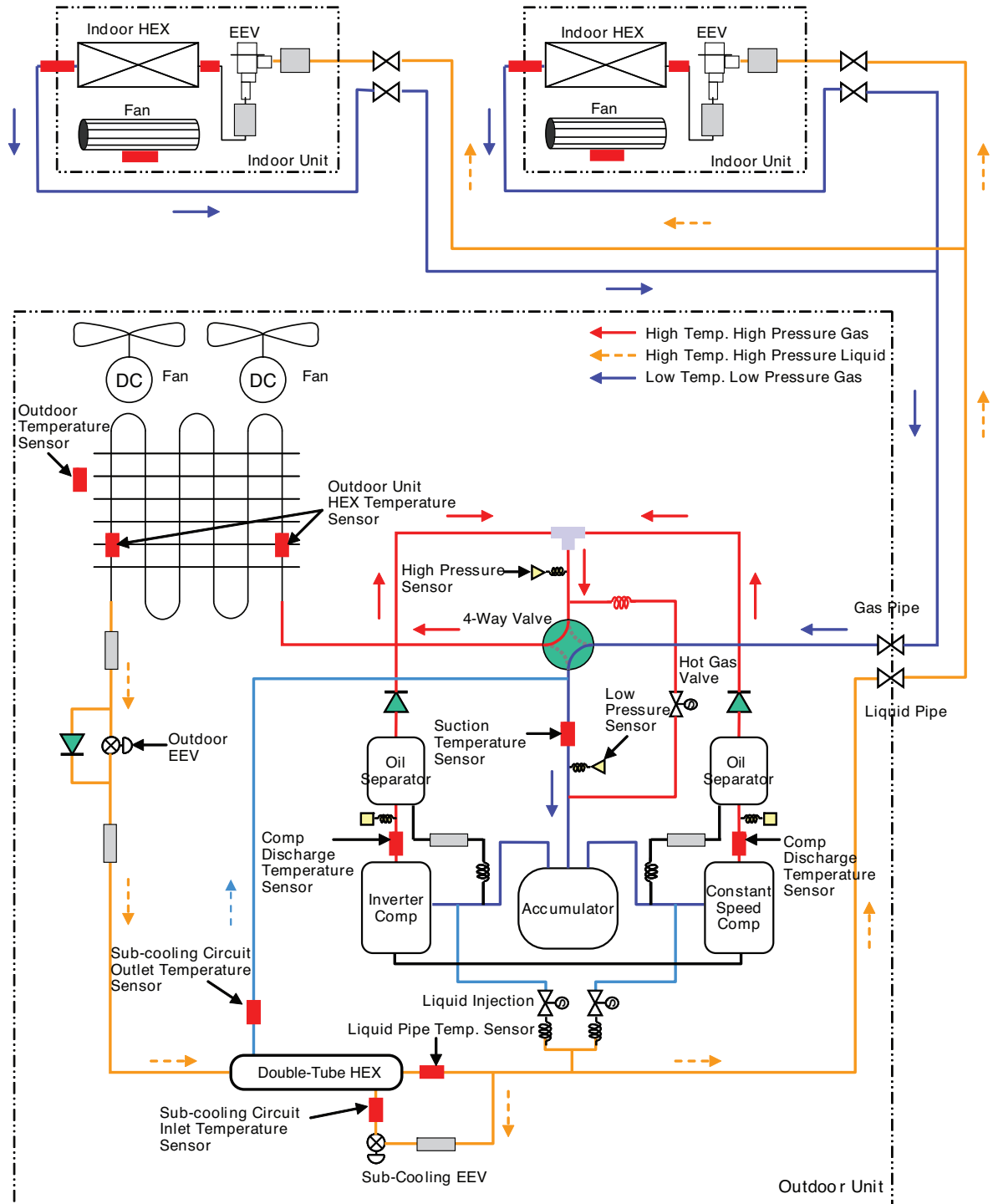
## Cooling Operation



## Heating Operation



**Oil Return/ Defrost Operation**

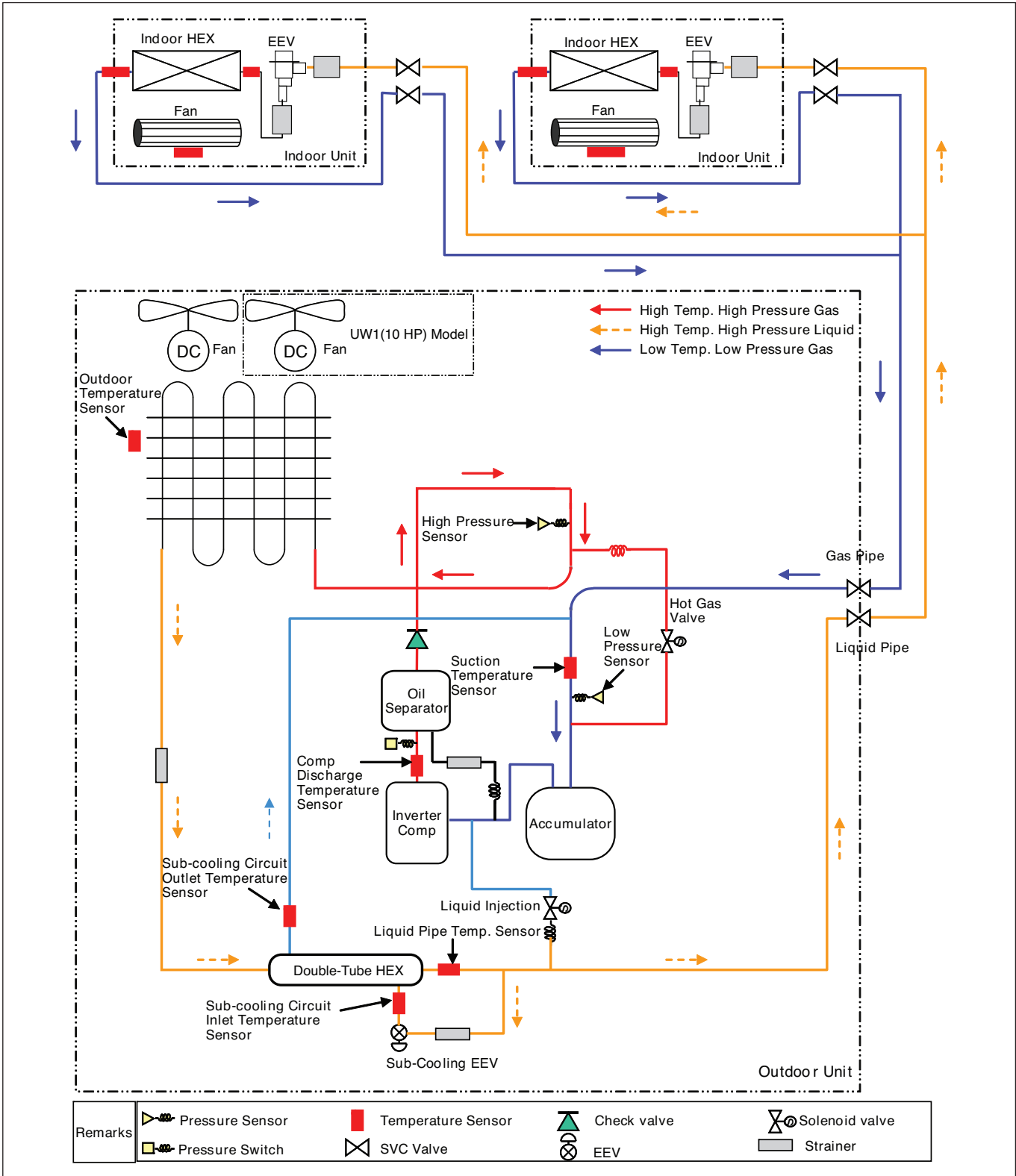


Remarks	Pressure Sensor	Temperature Sensor	Check Valve	Solenoid Valve
	Pressure Switch	SVC Valve	EEV	Strainer

## 4.2 Cooling Only Model

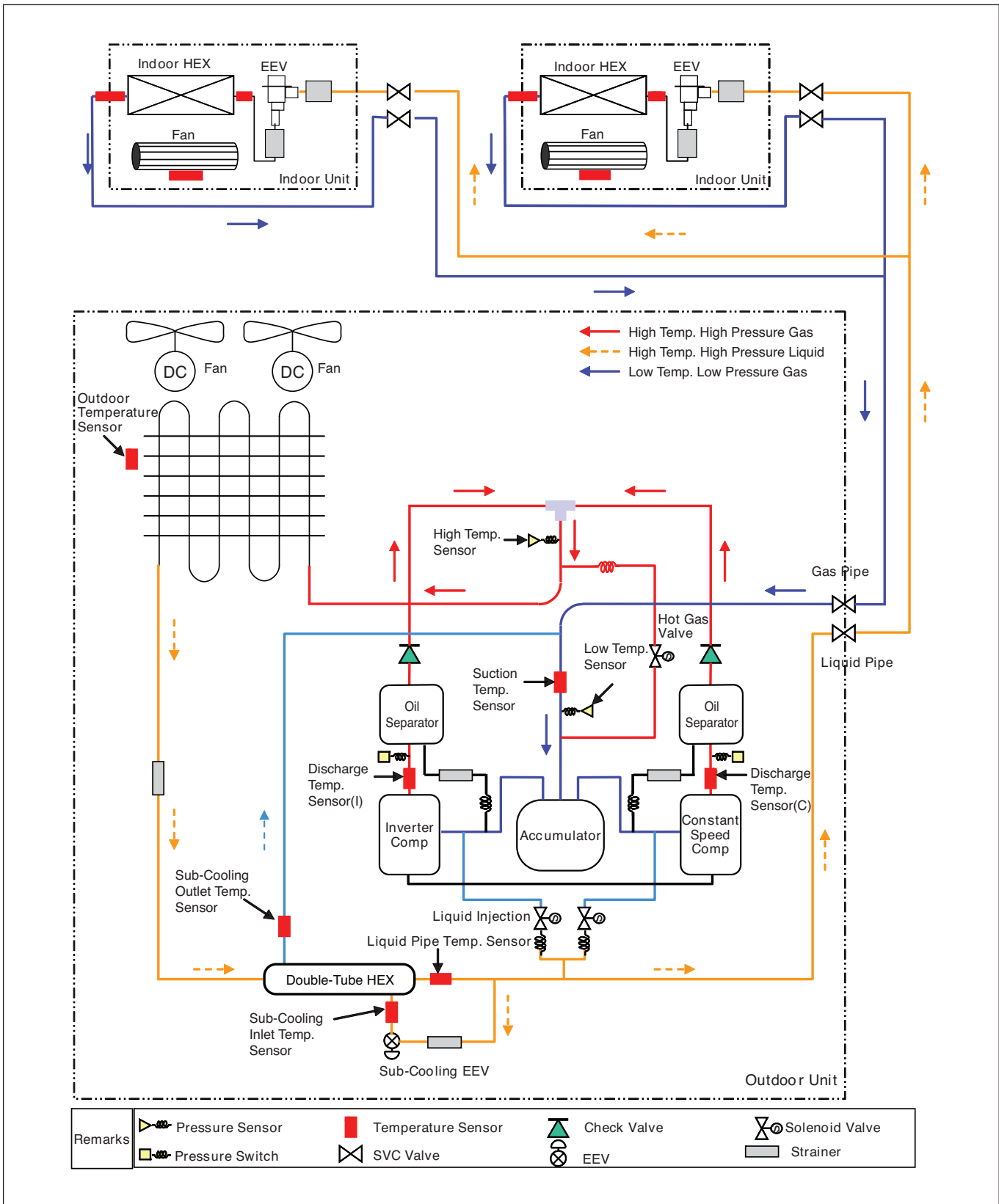
### 4.2.1 UY2/UW1(10 HP Model) Chassis

#### Cooling/ Oil Return Operation



### 4.2.2 UW1 Chassis

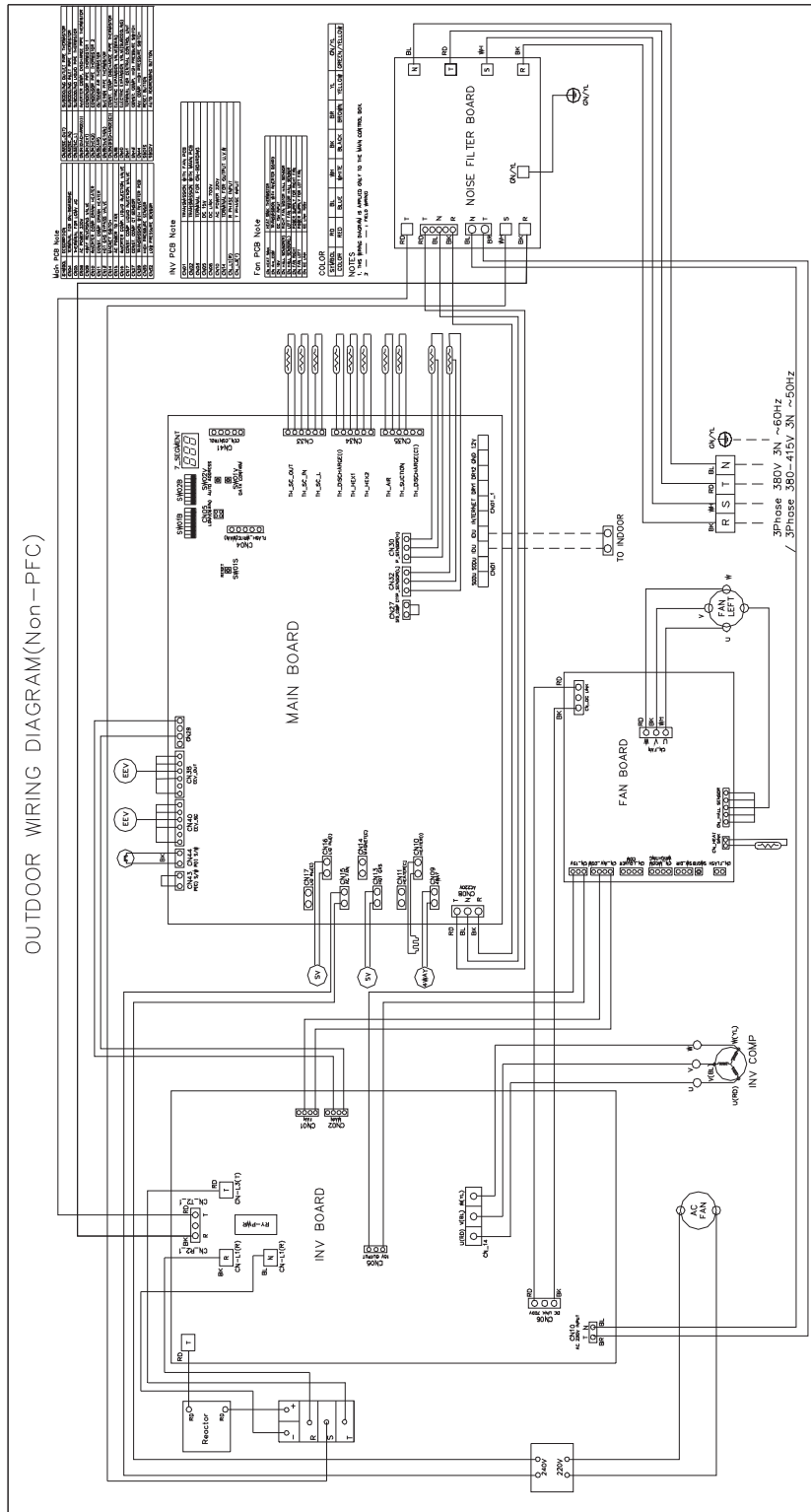
#### Cooling/ Oil Return Operatio



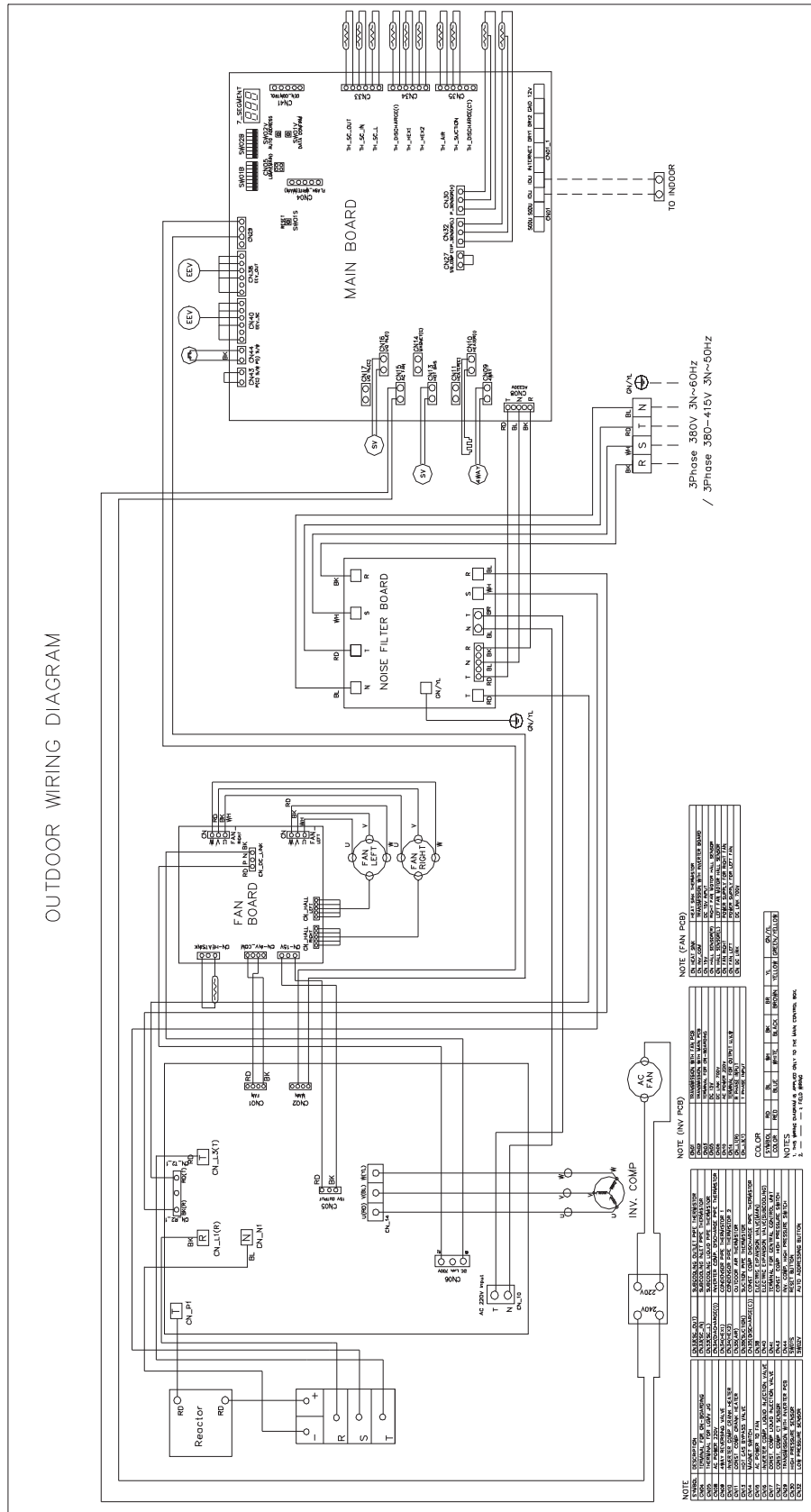
# 5. Wiring Diagrams

## 5.1 Heat Pump Model

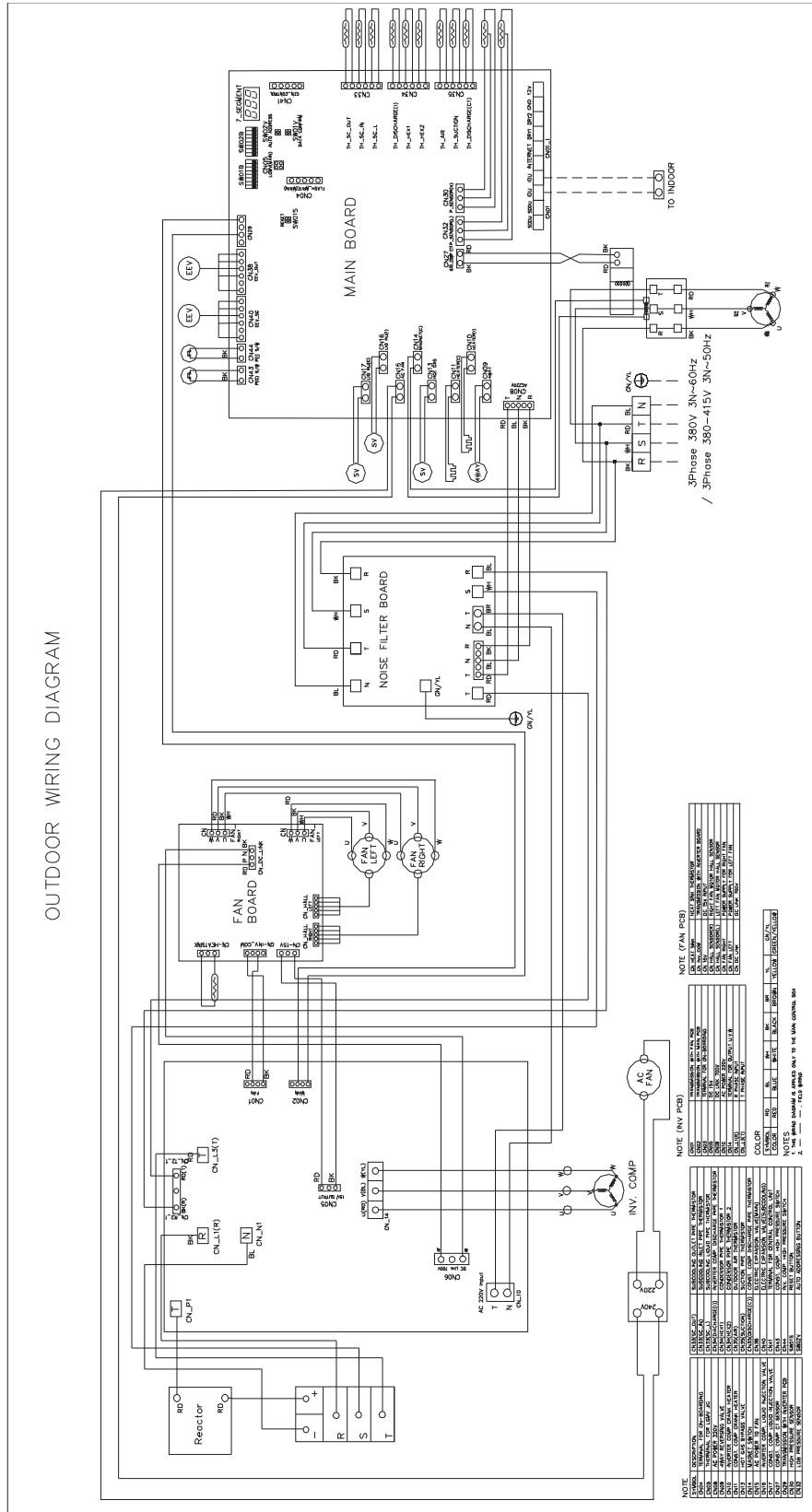
### 5.1.1 UY2 Chassis



### 5.1.2 UW1(8HP Model) Chassis

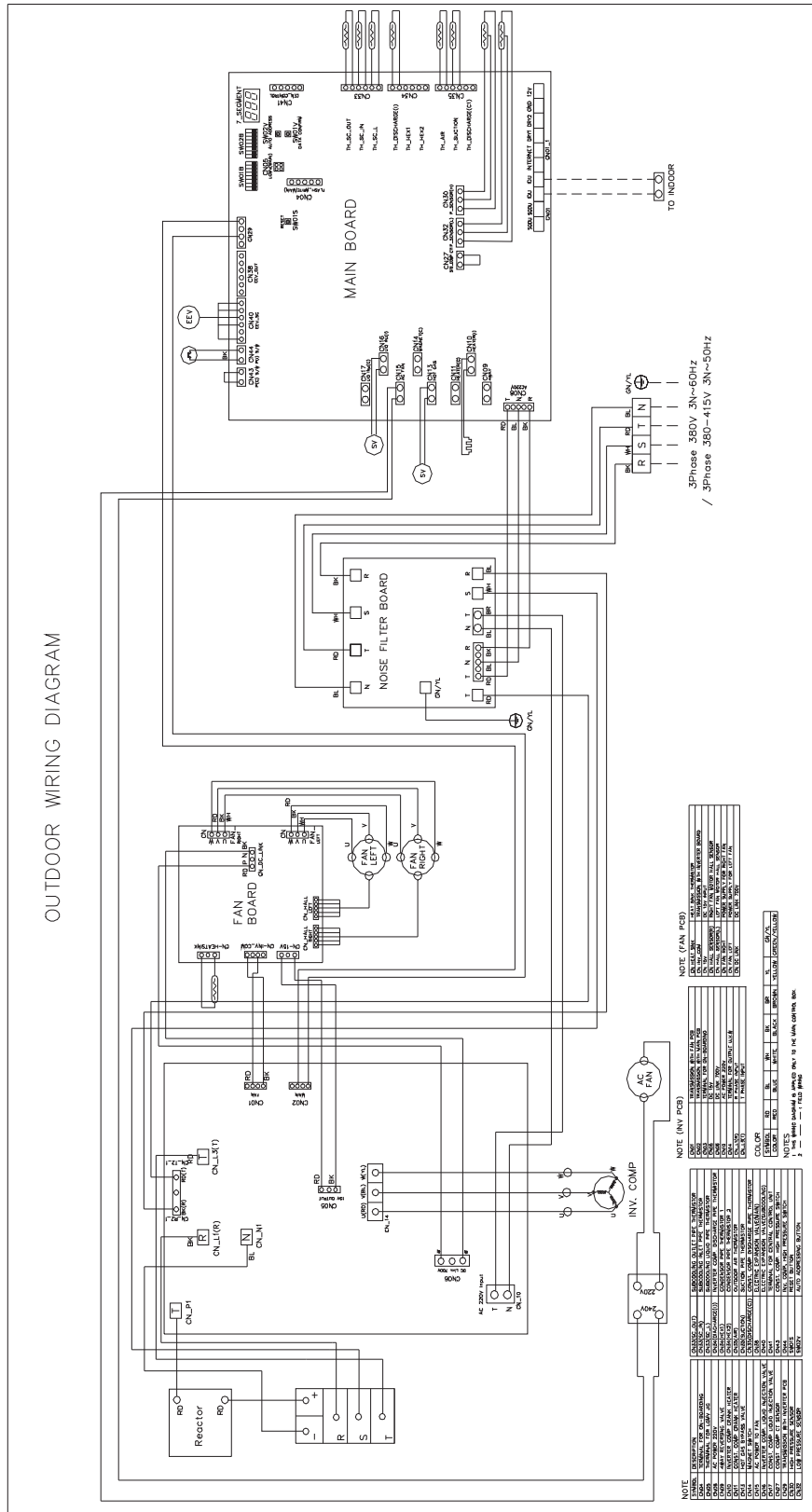


### 5.1.3 UW1 Chassis

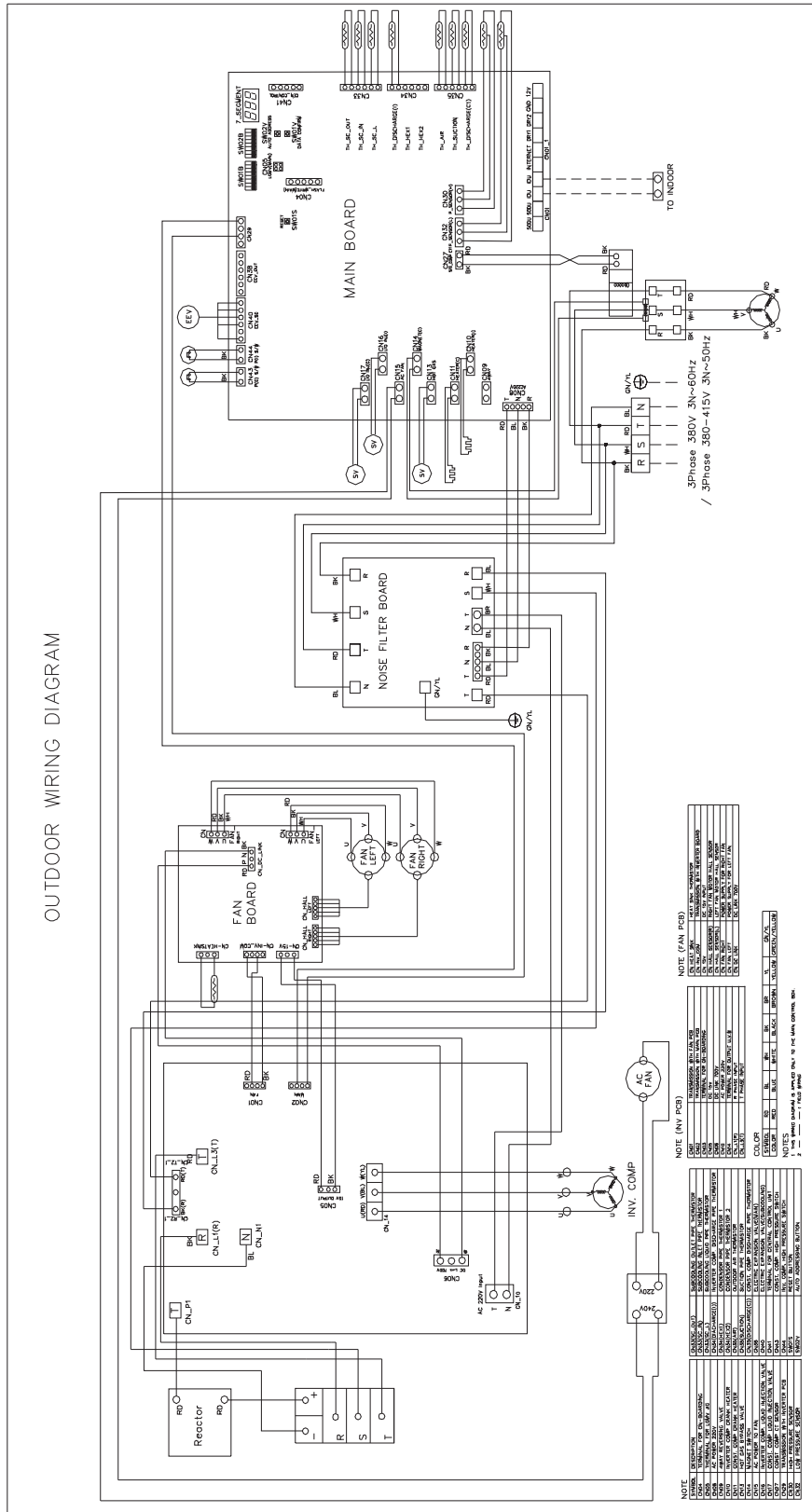




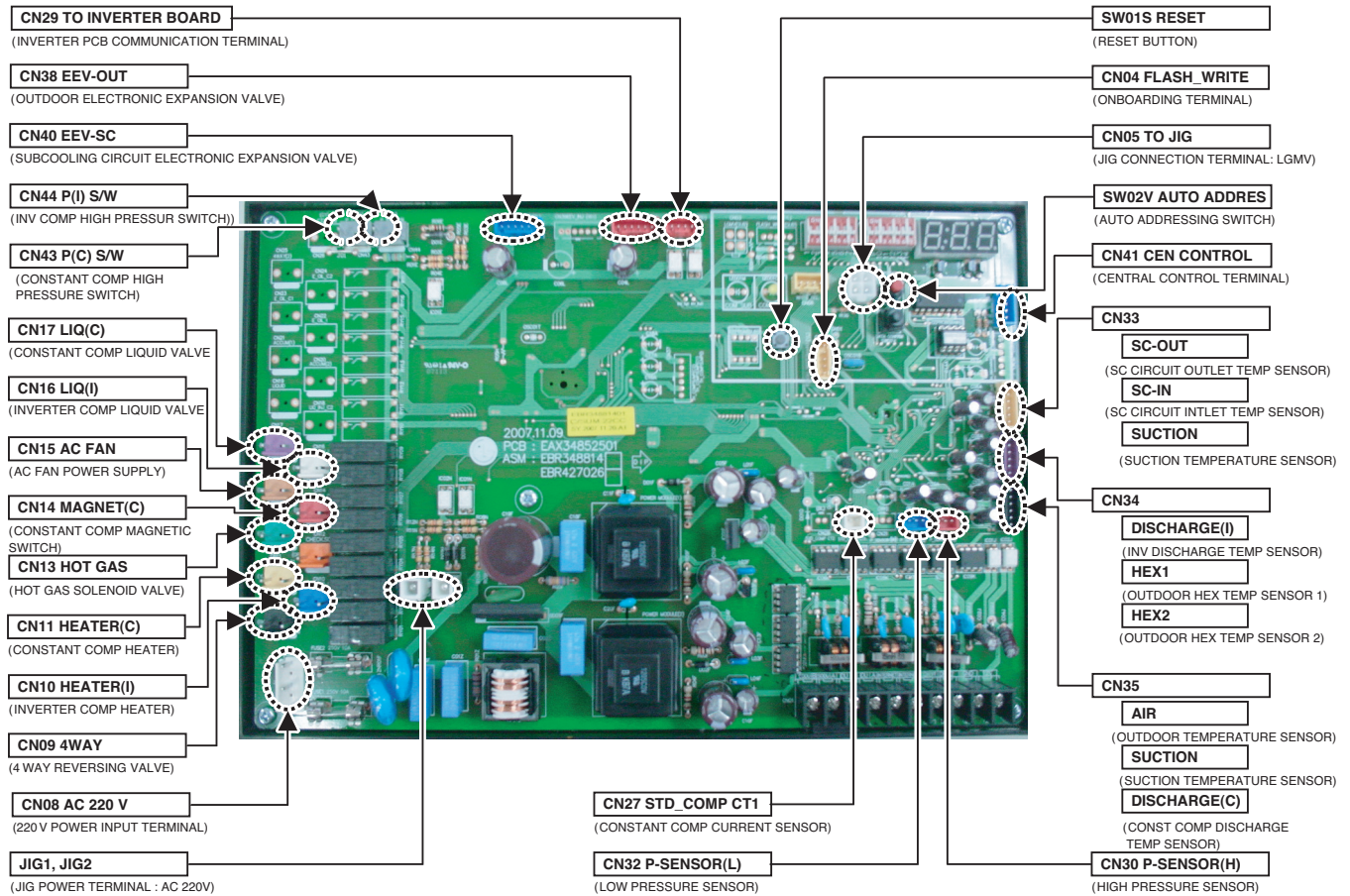
### 5.2.2 UW1(10HP Model) Chassis




### 5.2.3 UW1 Chassis




■ Main PCB




■ Noise Filter




■ Inverter PCB



■ FAN PCB(UY2)



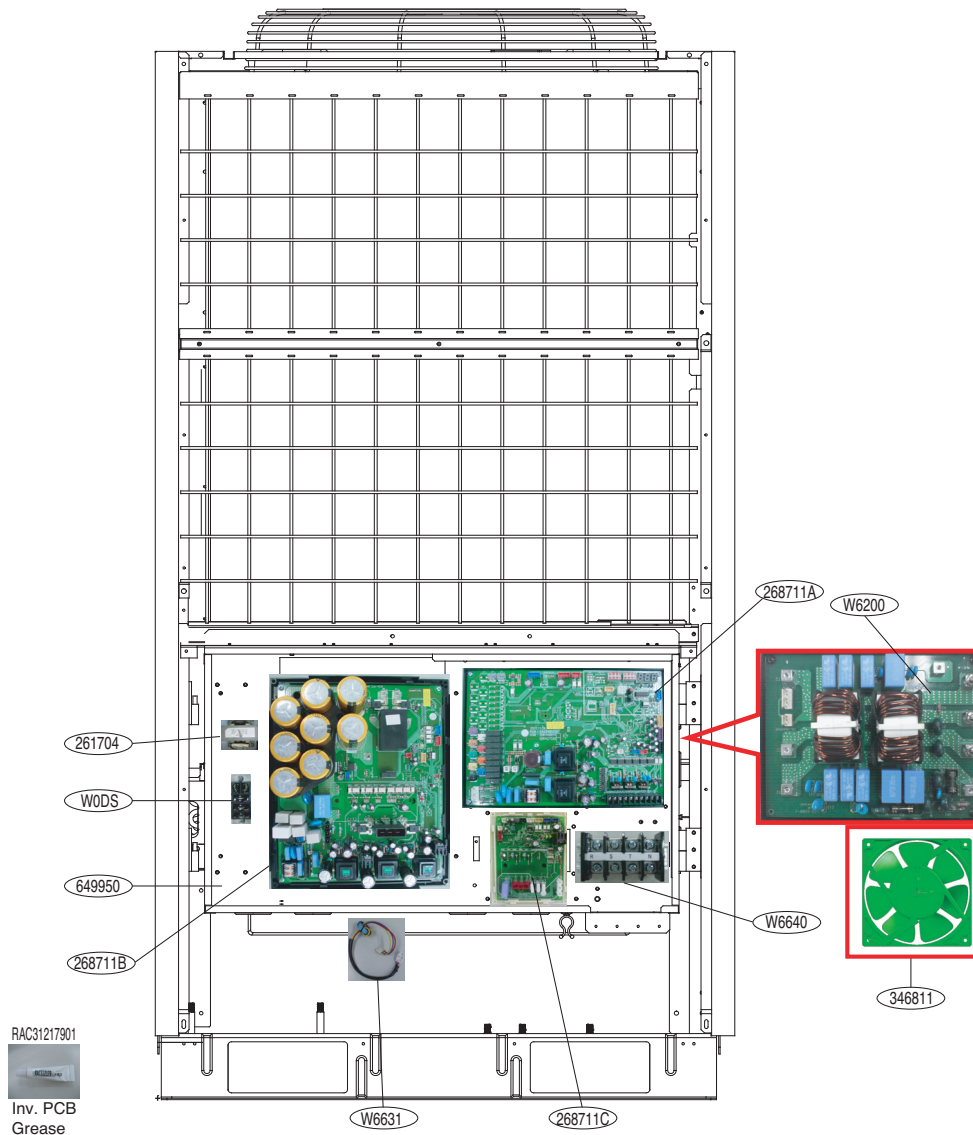
■ FAN PCB(UW1)



# 6. Exploded View

## Outdoor Unit

UY 2



※ Before replacing INV control box or Fan motor PCB,  
Please check Part Number.  
There are two Part Number.

### ■ INV control box (Location Number : 649950)

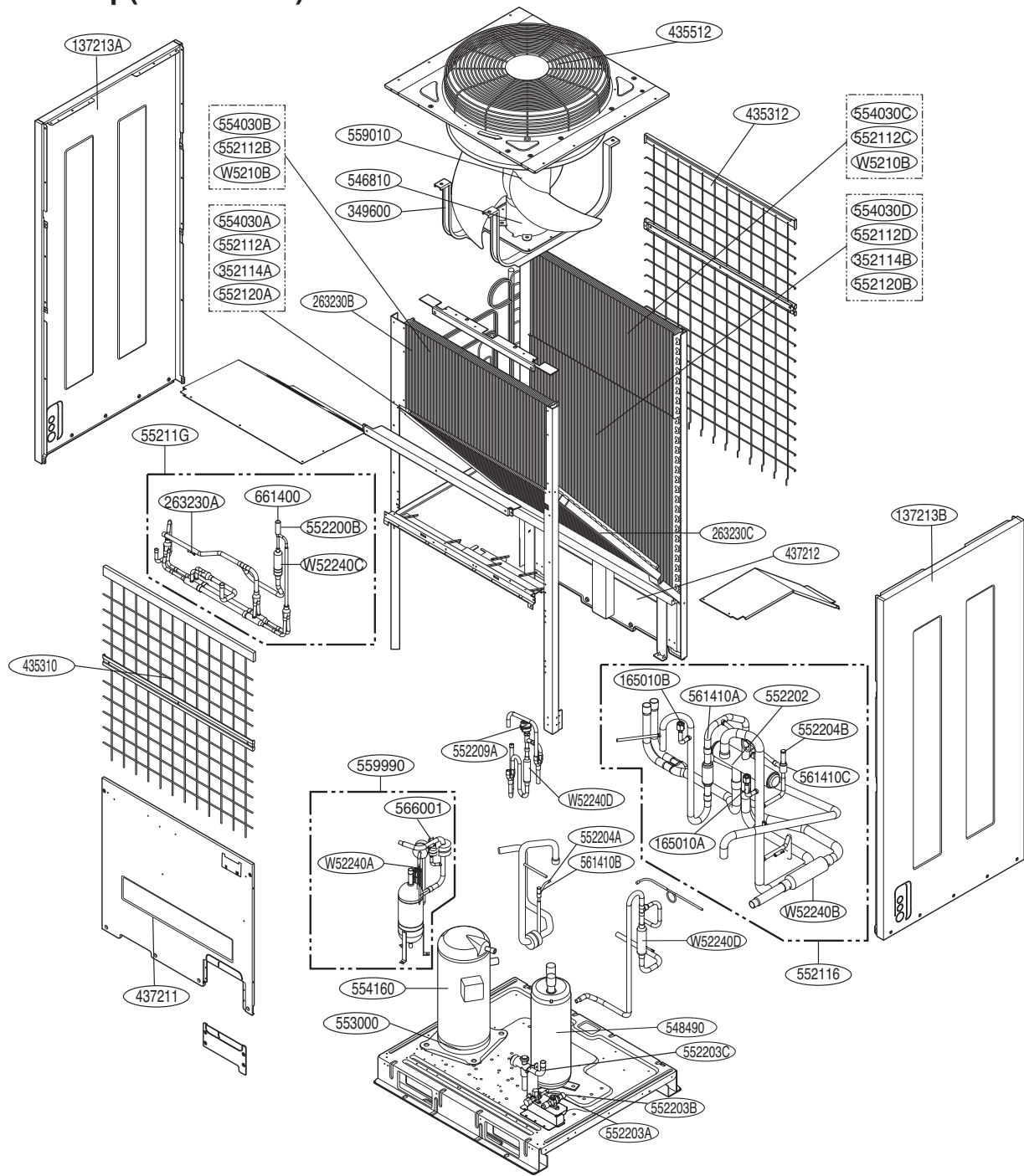
Model	Panasonic Motor Model	LG Motor Model
ARUN60LT2	ABQ34827311	ABQ34827318
ARUN50LT2	ABQ34827312	ABQ34827319
ARUV80LT2	ABQ34827313	ABQ34827320
ARUV60LT2	ABQ34827314	ABQ34827321
ARUV50LT2	ABQ34827315	ABQ34827322

※ After May , 2010 , Multi V Plus II use LG motor (New).

### ■ Fan motor PCB (Location Number : 268711C)

Production Model	Panasonic Motor Model	LG Motor Model
	~ 2010.4	2010.5 ~
ARUN60LT2	EBR39778503	EBR39778501
ARUN50LT2		
ARUV80LT2		
ARUV60LT2		
ARUV50LT2		

• Heat Pump(UY chassis) ARUN60LT2



■ Fan motor (Location Number : 546810)

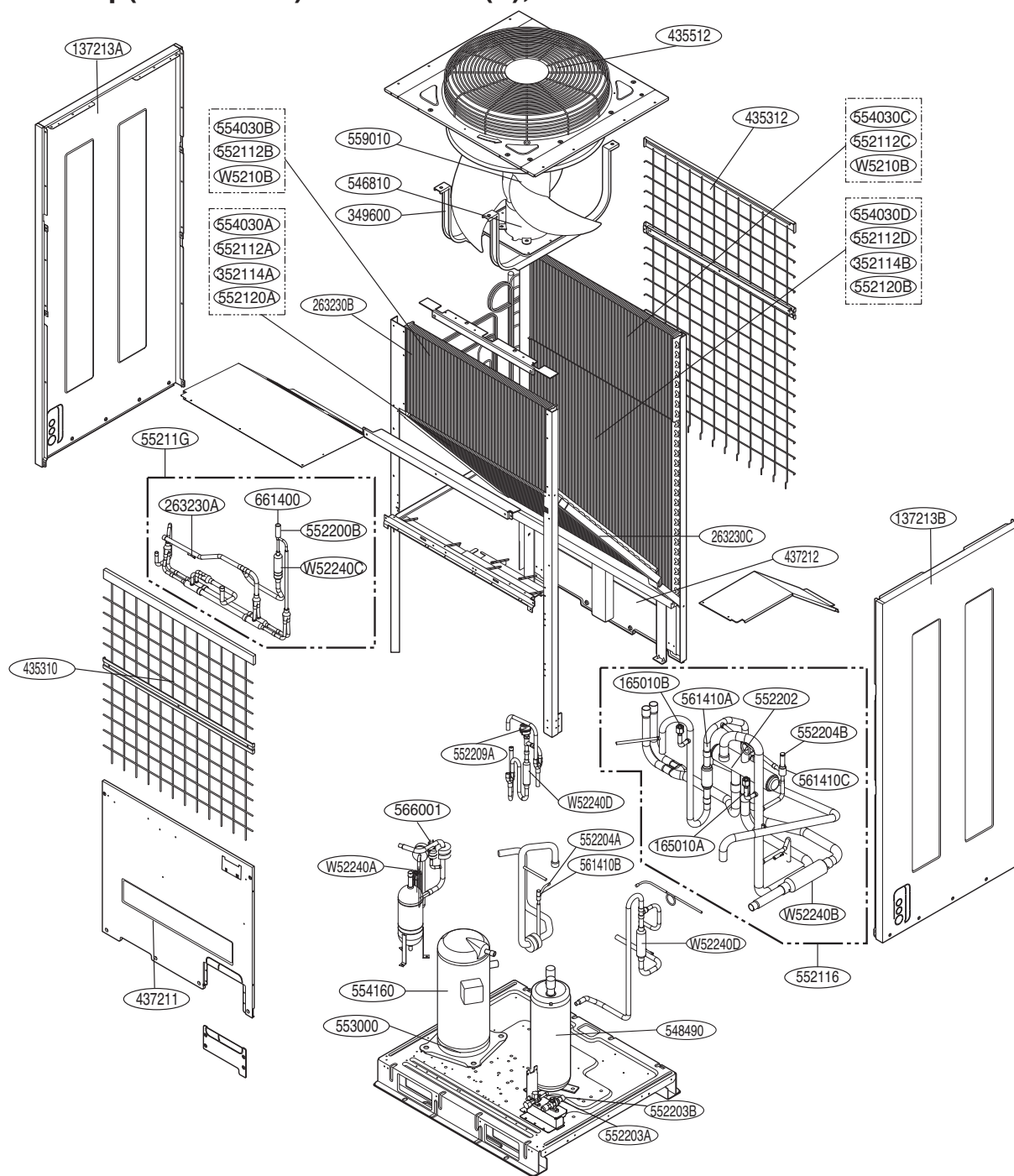
Production Model	Panasonic	LG	L/No
	~ 2010.4	2010.5 ~	
ARUN60LT2	EAU43475201	EAU36301603	546810

\* Before replacing fan motor, Please check fan motor maker.  
 \* Panasonic Motor (Part Number : EAU43475201) is the obsolete part. Please replace Panasonic Fan Motor with LG Fan Motor (Part Number : EAU36301603) and LG Fan Motor PCB.

THERMISTOR 1	263230A	Liquid Pipe + sub Cooler IN + Sub Cooler OUT	Housing color : yellow
THERMISTOR 2	263230B	Inv. discharge + HEX(Front) + HEX (back)	Housing color : purple
THERMISTOR 3	263230C	Air + suction Pipe	Housing color : black

Model	Classification	Description	Part Number	Location Number	Remark
ARUN60LT2	Heating Only	Compressor	TBZ35436901	554160	Barrier Side
		Harness,Multi	EAD61072518	W6631	

• Heat Pump(UY chassis) ARUN50LT2(E), ARUN70LT2



■ Fan motor (Location Number : 546810)

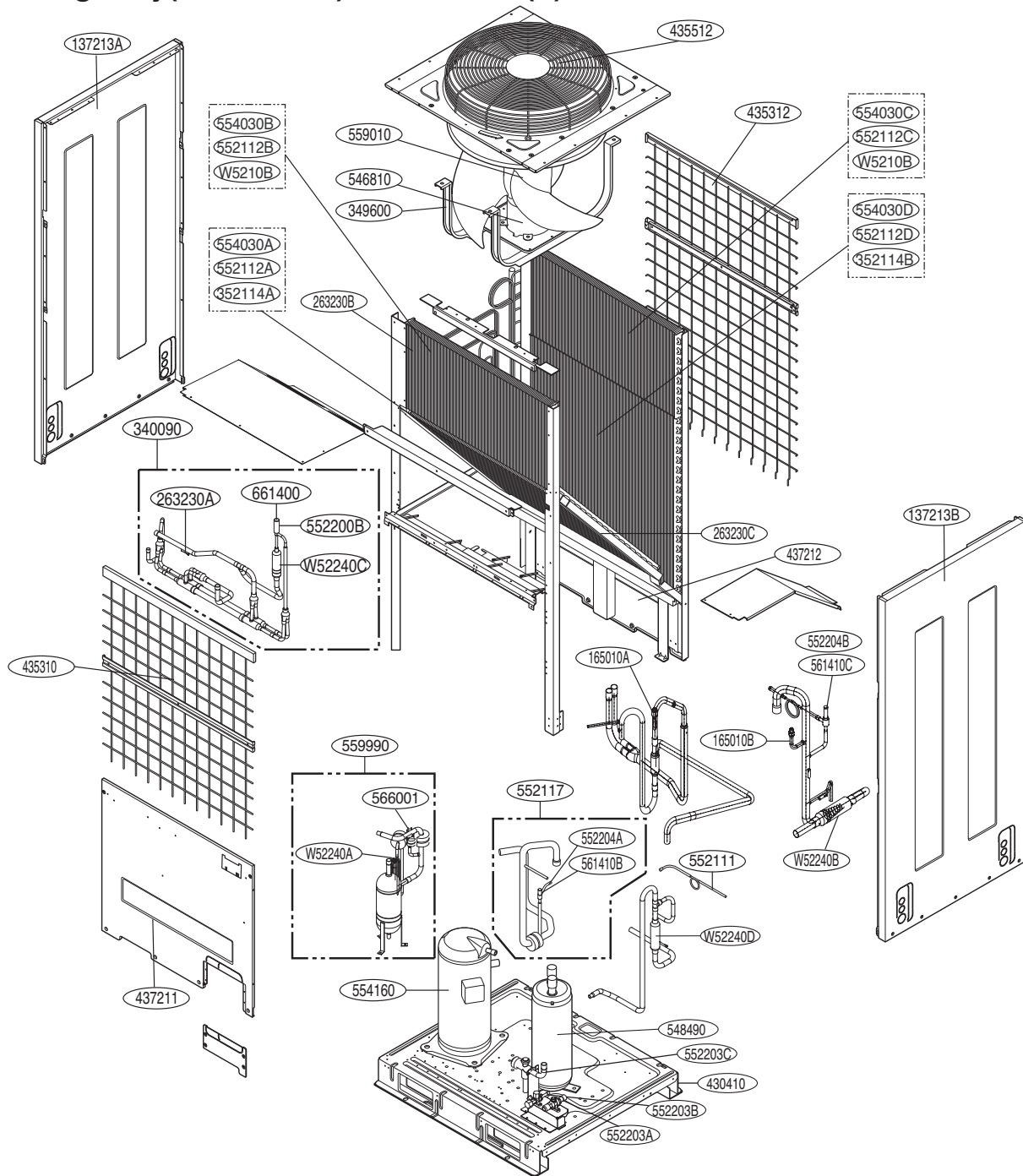
Production Model	Panasonic	LG	L/No
	~ 2010.4	2010.5 ~	
ARUN50LT2(E)	EAU43475201	EAU36301603	546810

※ Before replacing fan motor, Please check fan motor maker.  
 ※ Panasonic Motor (Part Number : EAU43475201) is the obsolete part. Please replace Panasonic Fan Motor with LG Fan Motor (Part Number : EAU36301603) and LG Fan Motor PCB.

THERMISTOR	Part Number	Description	Housing color
THERMISTOR 1	263230A	Liquid Pipe + sub Cooler IN + Sub Cooler OUT	yellow
THERMISTOR 2	263230B	Inv. discharge + HEX(Front) + HEX (back)	purple
THERMISTOR 3	263230C	Air + suction Pipe	black

Model	Classification	Description	Part Number	Location Number	Remark
ARUN50LT2(E)	Heating Only	Compressor	TBZ35436901	554160	Barrier Side
		Harness,Multi	EAD61072518	W6631	

• Cooling Only(UY chassis) ARUV60LT2(E)



■ Fan motor (Location Number : 546810A)

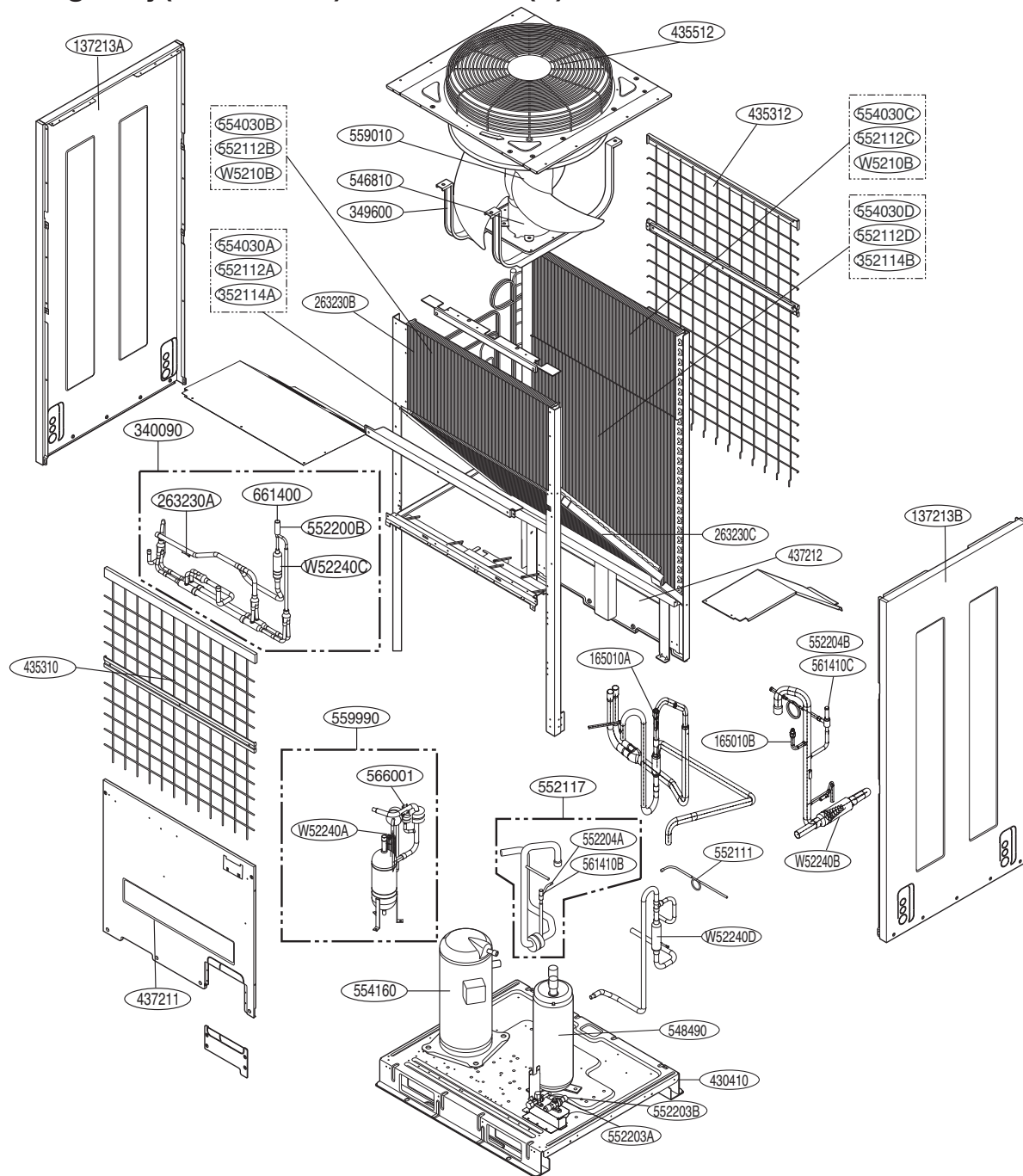
Production Model	Panasonic	LG	L/No
ARUV60LT2(E)	~ 2010.4 EAU43475201	2010.5 ~ EAU36301603	546810

\* Before replacing fan motor, Please check fan motor maker.  
\* Panasonic Motor (Part Number : EAU43475201) is the obsolete part. Please replace Panasonic Fan Motor with LG Fan Motor (Part Number : EAU36301603) and LG Fan Motor PCB.

THERMISTOR	Part Number	Description	Housing color
THERMISTOR 1	263230A	Liquid Pipe + sub Cooler IN + Sub Cooler OUT	yellow
THERMISTOR 2	263230B	Inv. discharge + HEX(Front) + HEX (back)	purple
THERMISTOR 3	263230C	Air + suction Pipe	black

Model	Classification	Description	Part Number	Location Number	Remark
ARUV60LT2(E)	Cooling Only	Compressor	TBZ35436901	554160	Barrier Side
		Harness,Multi	EAD61072518	W6631	

• Cooling Only(UY chassis) ARUV50LT2(E)



■ Fan motor (Location Number : 546810)

Production	Panasonic	LG	L/No
Model	~ 2010.4	2010.5 ~	
ARUV50LT2(E)	EAU43475201	EAU36301603	546810
ARUV80LT2(E)			

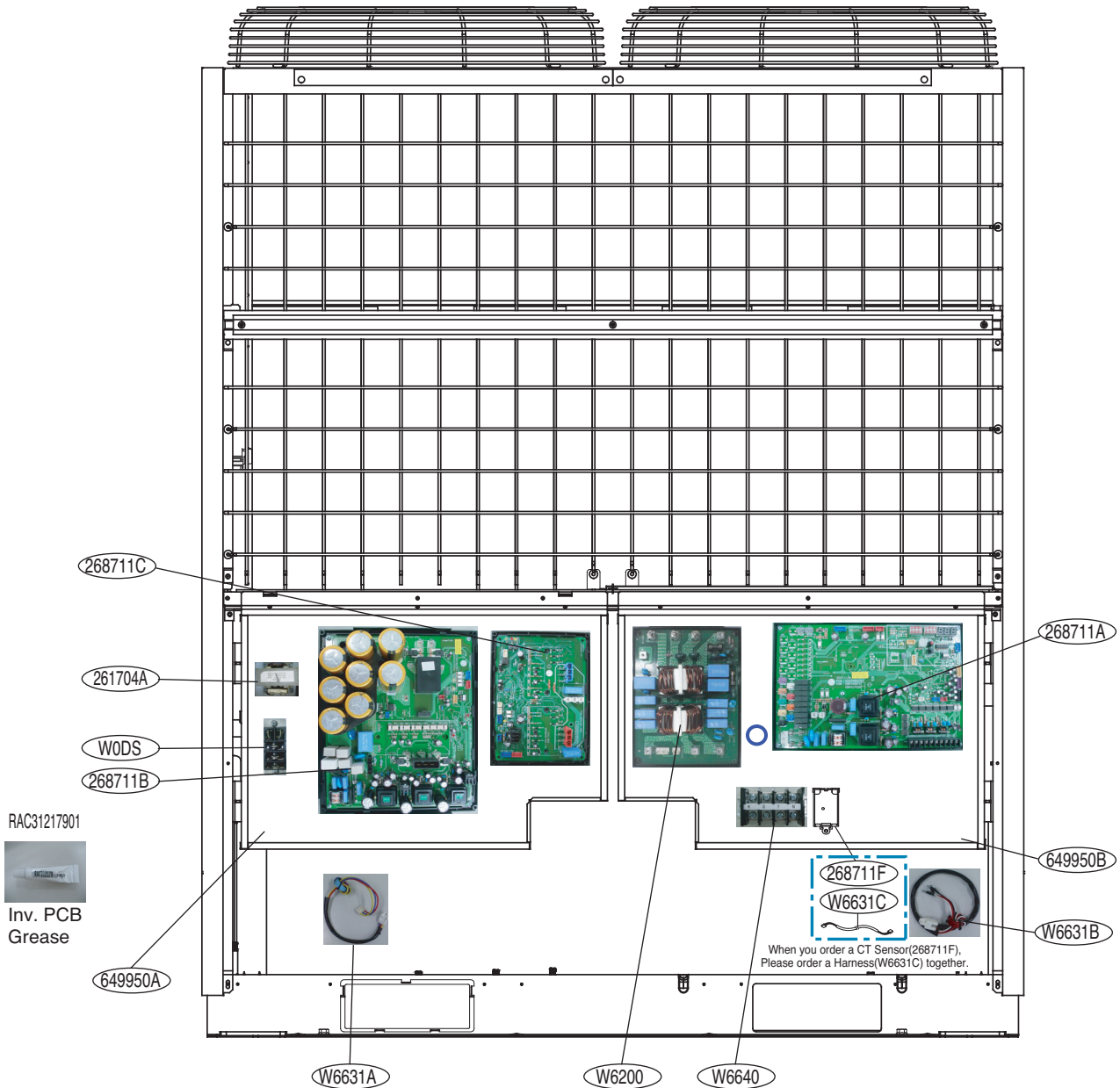
\* Before replacing fan motor, Please check fan motor maker.  
 \* Panasonic Motor (Part Number : EAU43475201) is the obsolete part. Please replace Panasonic Fan Motor with LG Fan Motor (Part Number : EAU36301603) and LG Fan Motor PCB.

THERMISTOR 1	263230A	Liquid Pipe + sub Cooler IN + Sub Cooler OUT	Housing color : yellow
THERMISTOR 2	263230B	Inv. discharge + HEX(Front) + HEX (back)	Housing color : purple
THERMISTOR 3	263230C	Air + suction Pipe	Housing color : black

Model	Classification	Description	Part Number	Location Number	Remark
ARUV50LT2(E)/ARUV80LT2(E)	Cooling Only	Compressor	TBZ35436901	554160	Barrier Side
		Harness,Multi	EAD61072518	W6631	

- Heat Pump Model : ARUN80LT2
- Cooling Only Model : ARUV100LT2(E), ARUV80LT2(E)

UW 1



\* Before replacing INV control box or Fan motor PCB, Please check Part Number. There are two Part Number.

■ INV control box (Location Number : 649950A)

Production Model	Panasonic Motor Model	LG Motor Model
	~ 2010.4	2010.5 ~
ARUN80LT2	ABQ34394904	ABQ34394913
ARUV100LT2(E)		ABQ34394913

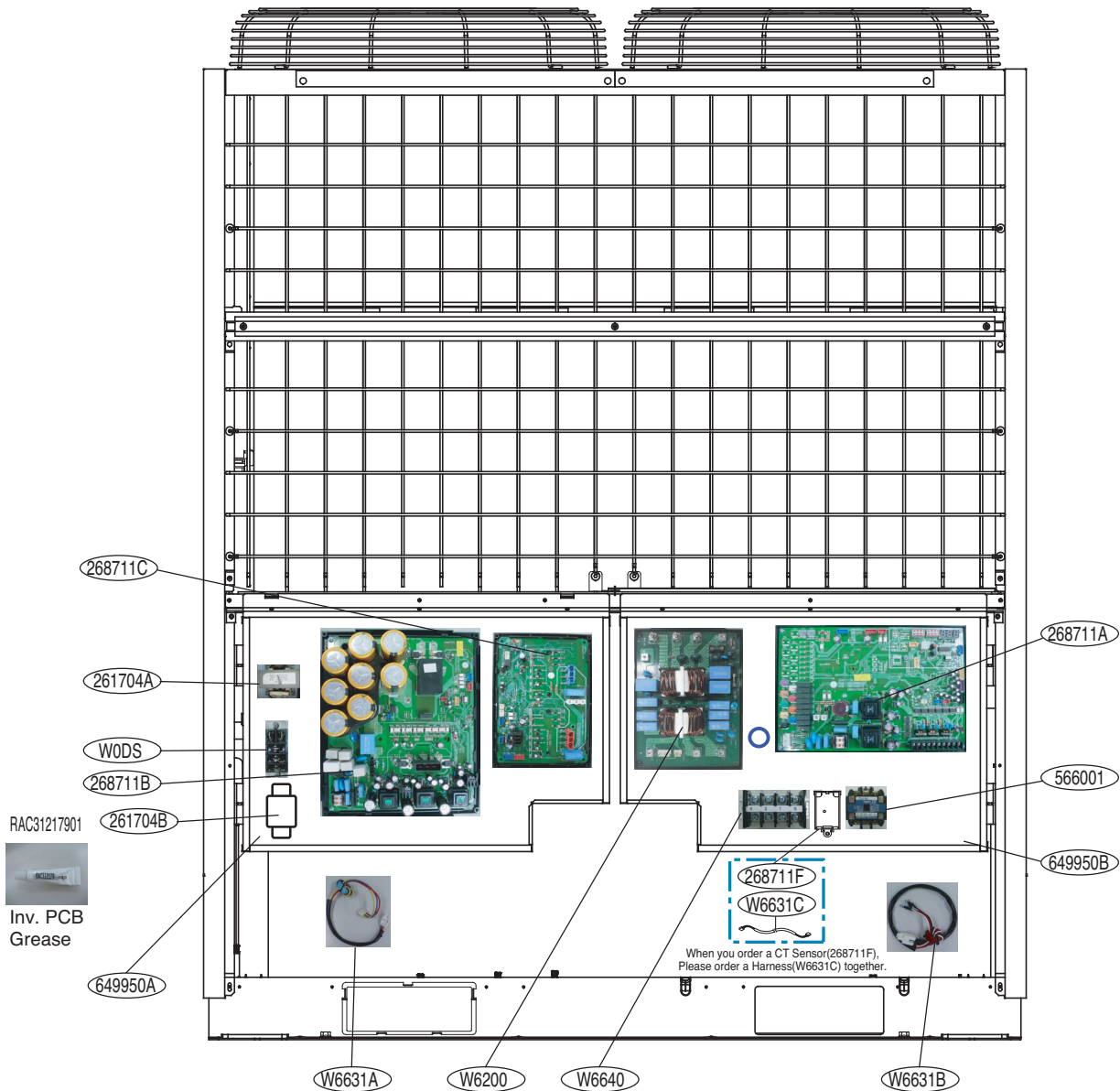
■ Fan motor PCB (Location Number : 268711C)

Production Model	Panasonic Motor Model	LG Motor Model
	~ 2010.4	2010.5 ~
ARUN60LT2	EBR34853106	EBR34853105
ARUN50LT2		

\* After May , 2010 , Multi V Plus II use LG motor (New).

- Heat Pump Model : ARUN100LT2, ARUN120LT2, ARUN140LT2, ARUN160LT2
- Cooling Only Model : ARUV120LT2(E), ARUV140LT2(E), ARUV160LT2(E)

UW 1



※ Before replacing INV control box or Fan motor PCB, Please check Part Number. There are two Part Number.

■ INV control box (Location Number : 649950A)

Production Model	Panasonic Motor Model ~ 2010.4	LG Motor Model 2010.5 ~
ARUN100LT2	ABQ34394904	ABQ34394313
ARUN120LT2		ABQ34394313
ARUN140LT2		ABQ34394313
ARUN160LT2		ABQ34394313
ARUV120LT2(E)		ABQ34394313
ARUV140LT2(E)		ABQ34394313
ARUV160LT2(E)		ABQ34394313

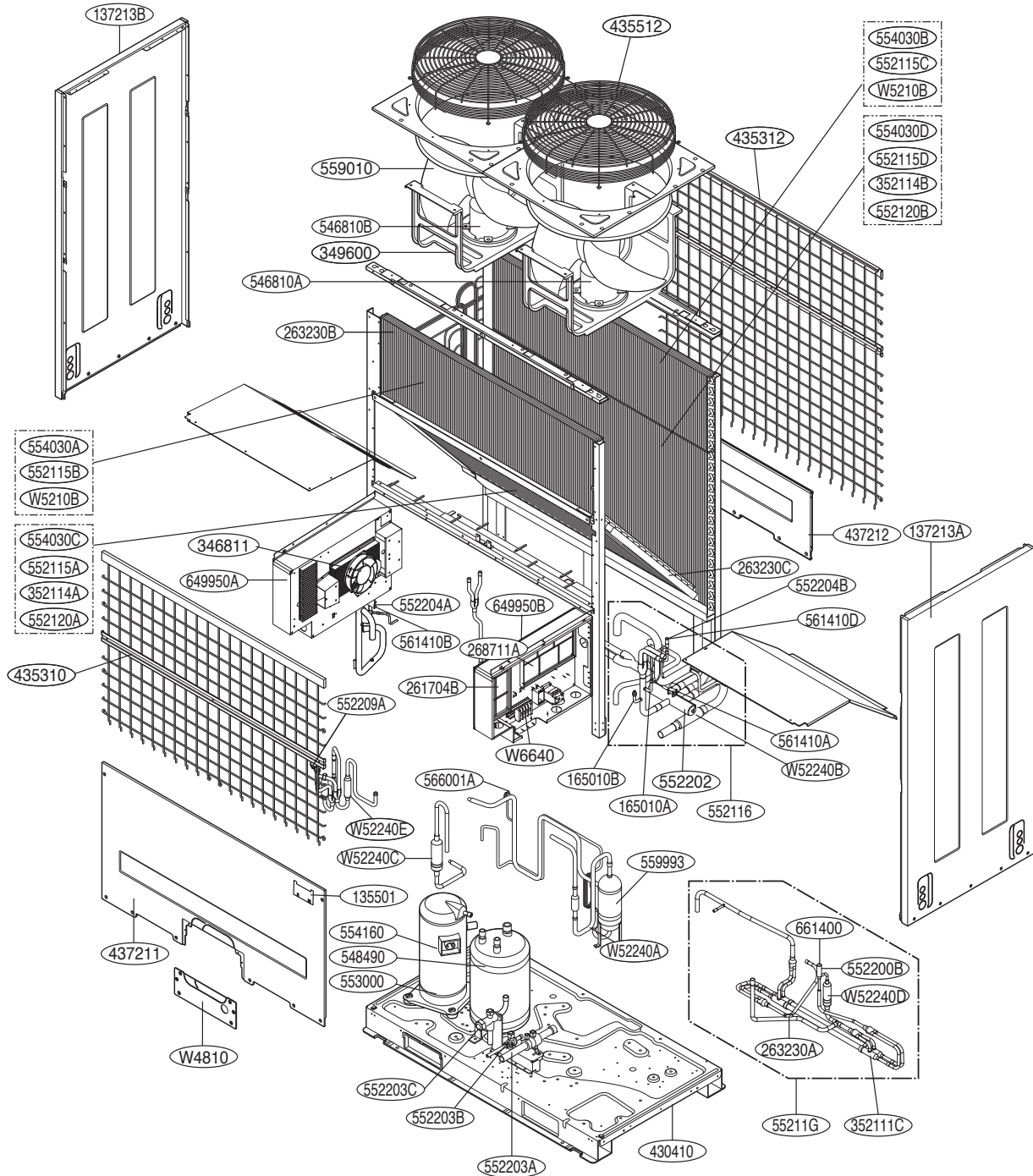
■ Fan motor PCB (Location Number : 268711C)

Production Model	Panasonic Motor Model ~ 2010.4	LG Motor Model 2010.5 ~
ARUN100LT2	EBR34853106	EBR34853105
ARUN120LT2		
ARUN140LT2		
ARUN160LT2		
ARUV120LT2(E)		
ARUV140LT2(E)		
ARUV160LT2(E)		

※ After May , 2010 , Multi V Plus II use LG motor (New).

# Exploded View

## • Heat Pump Model - ARUN80LT2



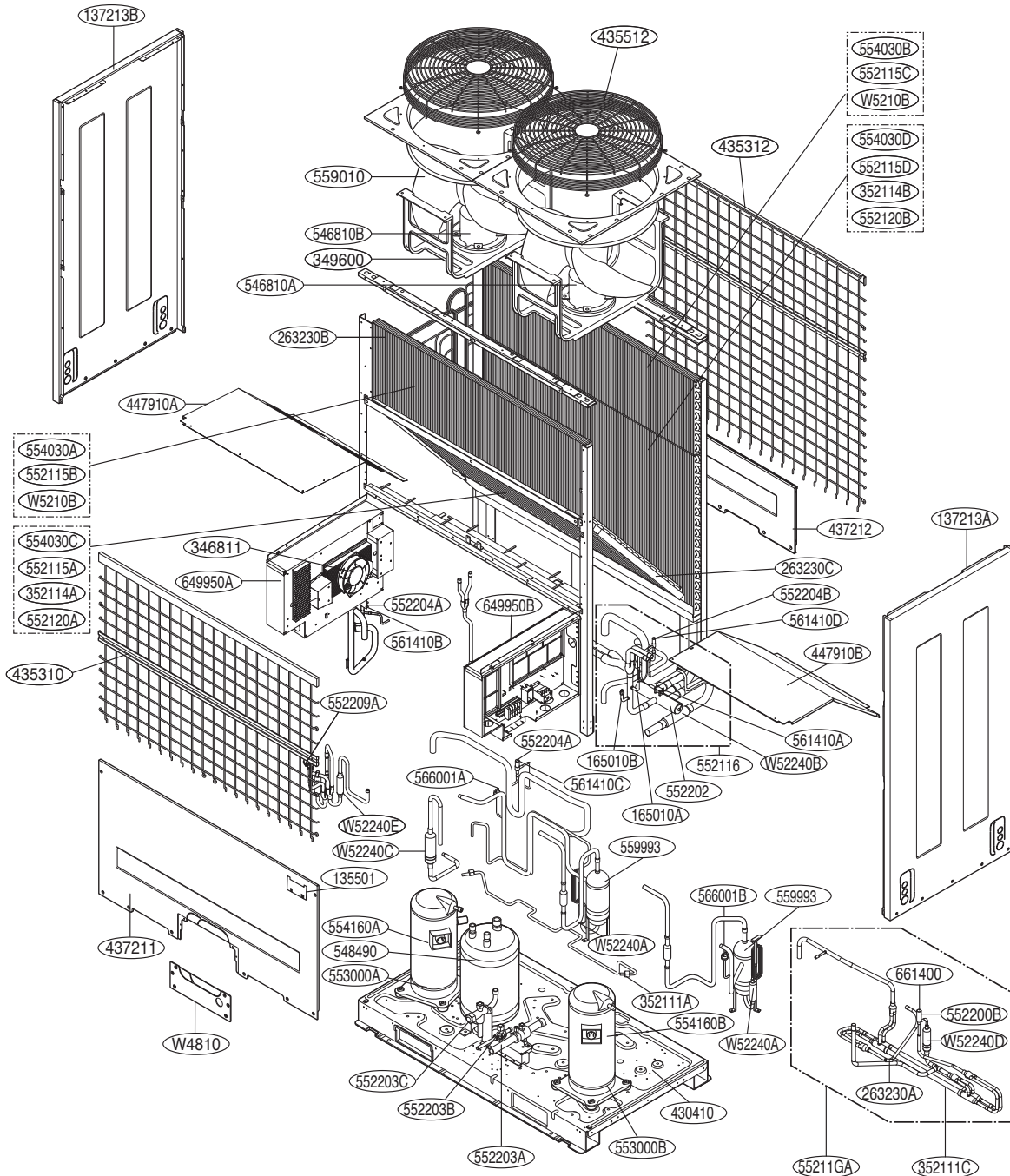
THERMISTOR 1	263230A	Liquid Pipe + sub Cooler IN + Sub Cooler OUT	Housing color : yellow
THERMISTOR 2	263230B	Inv. discharge + HEX(Front) + HEX (back)	Housing color : purple
THERMISTOR 3	263230C	Air + suction Pipe	Housing color : black

■ Fan motor (Location Number : 546810A,546810B)

Production Model	Panasonic	LG		L/No
	~ 2010.4	Right	2010.5 ~	
ARUN80LT2	EAU43475201	Left	EAU36301603	546810A
			EAU36301604	546810B

\* Before replacing fan motor, Please check fan motor maker.  
\* Panasonic Motor (Part Number : EAU43475201) is the obsolete part. Please replace Panasonic Fan Motor with LG Fan Motor (Part Number : EAU36301603, EAU36301604) and LG Fan Motor PCB.

• Heat Pump Model  
 - ARUN100LT2, ARUN120LT2, ARUN140LT2, ARUN160LT2



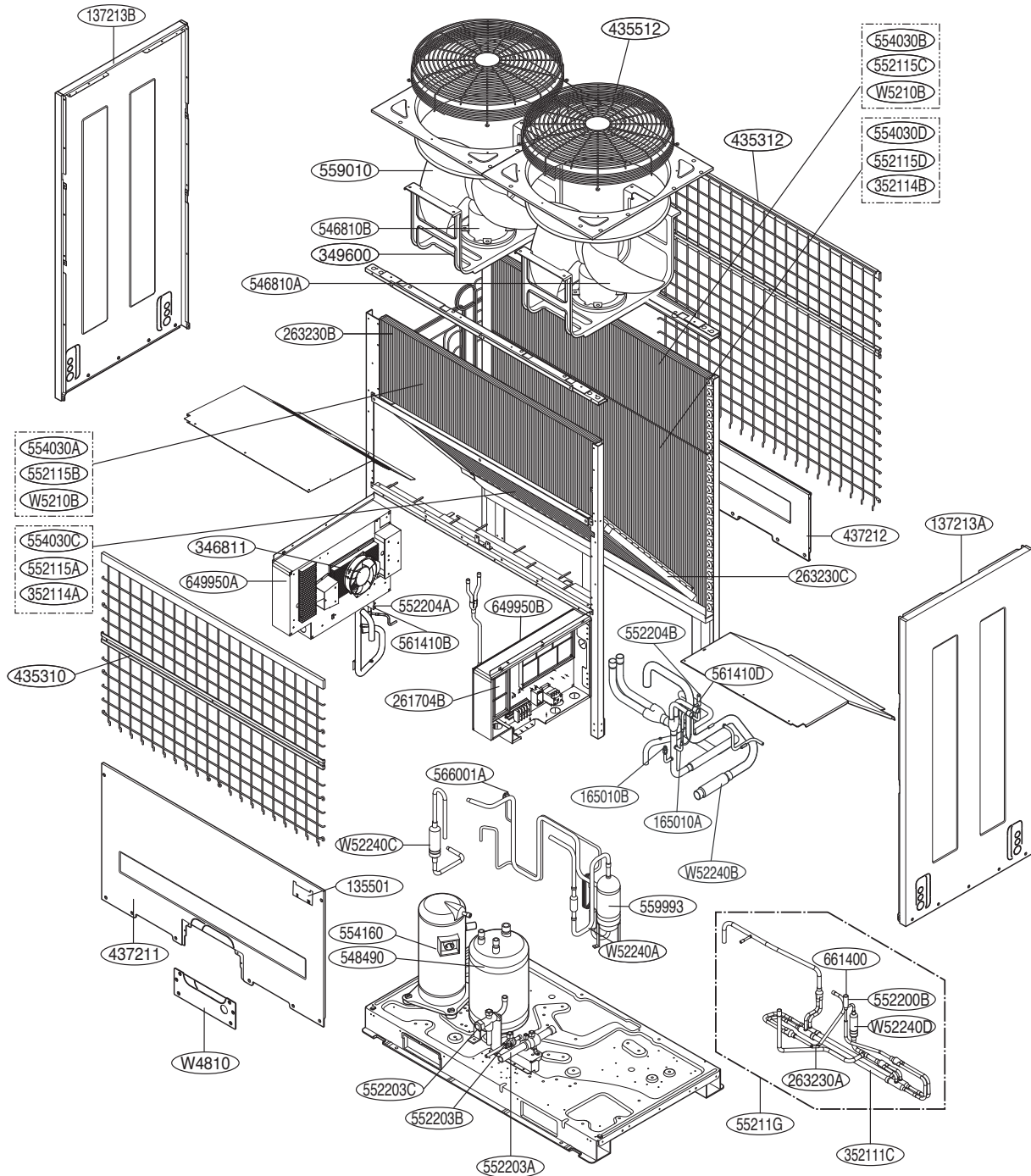
THERMISTOR 1	263230A	Liquid Pipe + sub Cooler IN + Sub Cooler OUT	Housing color : yellow
THERMISTOR 2	263230B	Inv. discharge + HEX(Front) + HEX (back)	Housing color : purple
THERMISTOR 3	263230C	Air + suction Pipe + const. Discharge Pipe	Housing color : black

■ Fan motor (Location Number : 546810A,546810B)

Model	Production	Panasonic		LG		L/No
		~ 2010.4		2010.5 ~		
ARUN100LT2	EAU43475201		Right	EAU36301603		546810A
ARUN120LT2						546810B
ARUN140LT2		Left	EAU36301604		546810A	
ARUN160LT2					546810B	

\* Before replacing fan motor, Please check fan motor maker.  
 \* Panasonic Motor (Part Number : EAU43475201) is the obsolete part. Please replace Panasonic Fan Motor with LG Fan Motor (Part Number : EAU36301603, EAU36301604) and LG Fan Motor PCB.

• Cooling Only Model  
- ARUV100LT2(E), ARUV80LT2(E)



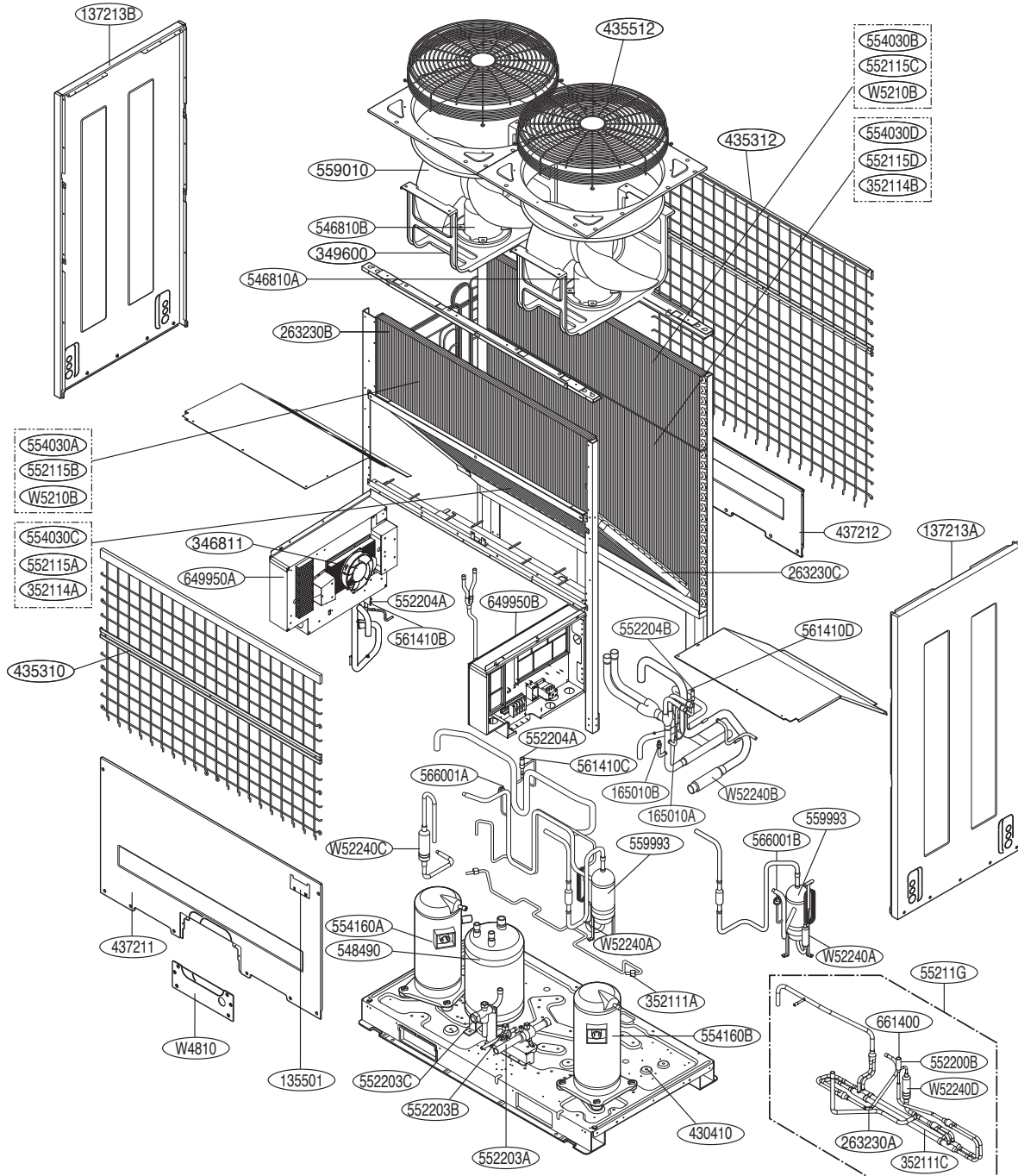
THERMISTOR 1	263230A	Liquid Pipe + sub Cooler IN + Sub Cooler OUT	Housing color : yellow
THERMISTOR 2	263230B	Inv. discharge + HEX(Front) + HEX (back)	Housing color : purple
THERMISTOR 3	263230C	Air + suction Pipe	Housing color : black

■ Fan motor (Location Number : 546810A,546810B)

Production Model	Panasonic ~ 2010.4	LG 2010.5 ~		L/No
		Right	Left	
ARUV100LT2(E)	EAU43475201	EAU36301603	EAU36301604	546810A 546810B

\* Before replacing fan motor, Please check fan motor maker.  
\* Panasonic Motor (Part Number : EAU43475201) is the obsolete part. Please replace Panasonic Fan Motor with LG Fan Motor (Part Number : EAU36301603, EAU36301604) and LG Fan Motor PCB.

• Cooling Only Model  
 - ARUV120LT2(E), ARUV140LT2(E), ARUV160LT2(E)



THERMISTOR 1	263230A	Liquid Pipe + sub Cooler IN + Sub Cooler OUT	Housing color : yellow
THERMISTOR 2	263230B	Inv. discharge + HEX(Front) + HEX (back)	Housing color : purple
THERMISTOR 3	263230C	Air + suction Pipe + const. Discharge Pipe	Housing color : black

■ Fan motor (Location Number : 546810A,546810B)

Production Model	Panasonic	LG		L/No
	~ 2010.4	Right	2010.5 ~	
ARUV120LT2(E)	EAU43475201	Right	EAU36301603	546810A
ARUV140LT2(E)		Left	EAU36301604	546810B
ARUV160LT2(E)				

\* Before replacing fan motor, Please check fan motor maker.  
 \* Panasonic Motor (Part Number : EAU43475201) is the obsolete part. Please replace Panasonic Fan Motor with LG Fan Motor (Part Number : EAU36301603, EAU36301604) and LG Fan Motor PCB.

## 7. COMP and COMP Wire Part List

Model	Classification	Description	Part Number	Location Number	Remark
ARUN80LT2	Inverter Heat Pump	Compressor	TBZ35436901	554160	Barrier Side
		Harness,Multi	EAD61072516	W6631A	
ARUN100LT2 / ARUN120LT2	Inverter Heat Pump	Compressor	TBZ35436901	554160A	Barrier Side
		Harness,Multi	EAD61072516	W6631A	
		Compressor	TBZ31526501	554160B	S/Valve Side
		Harness,Multi	EAD37680314	W6631B	
ARUN140LT2 / ARUN160LT2	Inverter Heat Pump	Compressor	TBZ35436901	554160A	Barrier Side
		Harness,Multi	EAD61072516	W6631A	
		Compressor	TBZ30617501	554160B	S/Valve Side
		Harness,Multi	EAD37680314	W6631B	
ARUV100LT2(E) / ARUV120LT2(E)	Cooling Only	Compressor	TBZ35436901	554160A	Barrier Side
		Harness,Multi	EAD61072516	W6631A	
		Compressor	TBZ31526501	554160B	S/Valve Side
		Harness,Multi	EAD37680314	W6631B	
ARUV140LT2(E) / ARUV160LT2(E)	Cooling Only	Compressor	TBZ35436901	554160A	Barrier Side
		Harness,Multi	EAD61072516	W6631A	
		Compressor	TBZ30617501	554160B	S/Valve Side
		Harness,Multi	EAD37680314	W6631B	



P/NO : 3828A24006X

December, 2017